



# Stewart Investors Global Emerging Markets Sustainability Fund Class VI EUR

a subfund of First Sentier Investors Global Umbrella Fund plc (the Company) – Fund Factsheet

30 September 2021

## Investment objective and policy

The Fund aims to grow your investment.

Pursuant to the EU Sustainable Finance Disclosure Regulation (EU 2019/2088), this Fund also has sustainable investment as its objective under Article 9. The Fund invests at least 70% of its assets in shares of companies in emerging markets or whose business is predominantly based in emerging markets. This includes companies that are listed on exchanges in developed markets. The Fund may invest up to 100% of its assets in Emerging Markets, in any industry, or companies of any size. The Fund will not invest more than 50% of its assets in China A Shares. The Fund invests in shares of high quality companies which are positioned to benefit from, and contribute to, sustainable development. Investment decisions use a thematic sustainability approach and an assessment aiming to identify high quality companies based on three key points: (i) Quality of management. (ii) Quality of the company including its social usefulness, their environmental impacts and efficiency and responsible business practices. (iii) Quality of the company's finances and their financial performance. Sustainability is a key part of the approach. The Fund may use derivatives to reduce risk or to manage the Fund more efficiently.

## Fund Information

Fund Launch Date	18 February 2019
Share Class Launch Date	17 October 2019
Fund Size (€m)	217.5
Benchmark	MSCI Emerging Markets Net Index
Number of holdings	53
Fund Manager(s)	Jack Nelson/Sujaya Desai
Minimum Investment	€1,000
Initial charge	0% <sup>c</sup>
Ongoing Charges †	0.95%
Share Type	Distributing
Sedol	BKTB3J3
ISIN	IE00BKTB3J34
Research Rating‡	Morningstar@:Silver

## Annual Performance (% in EUR) to 30 September 2021

Period	12 mths to 30/09/21	12 mths to 30/09/20	12 mths to 30/09/19	12 mths to 30/09/18	12 mths to 30/09/17
Fund return	23.4	-	-	-	-
Benchmark return	19.6	-	-	-	-

## Cumulative Performance (% in EUR) to 30 September 2021

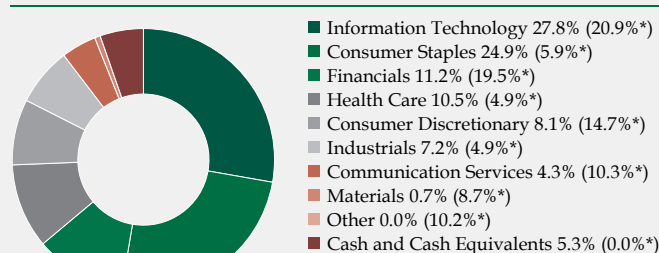
Period	3 mths	6 mths	1 yr	3 yrs	5 yrs	10 yrs	Since Inception
Fund return	1.3	7.3	23.4	-	-	-	24.4
Benchmark return	-6.0	-2.1	19.6	-	-	-	21.9

**These figures refer to the past. Past performance is not a reliable indicator of future results. For investors based in countries with currencies other than EUR, the return may increase or decrease as a result of currency fluctuations.**

## Ten Largest Holdings

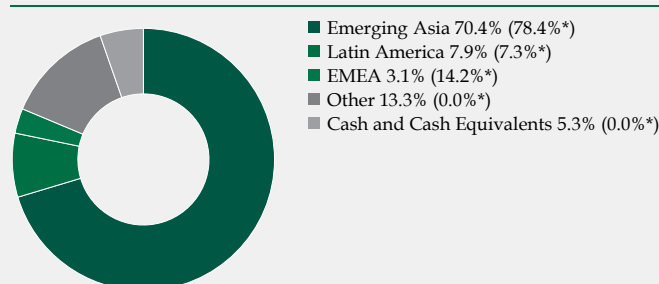
Stock name	%	Stock name	%
Tata Consultancy Serv. Ltd	5.0	Natura & Co Hdls SA COM NPV	2.9
Housing Development Finance Corporation Limited	4.8	Vitasoy International Holdings	2.9
Taiwan Semiconductor (TSMC)	4.8	Alibaba Group Holding	2.9
Unicharm Corporation	4.8	Infosys Limited	2.8
Marico Limited	3.8	Hoya Corp.	2.8

## Sector Breakdown



\*Index Weight

## Regional Breakdown



\*Index Weight

Sector and Regional classifications provided by Factset and Stewart Investors.

Cash Equivalents may include T-Bills.

All performance data for the Stewart Investors Global Emerging Markets Sustainability Fund Class VI (Distributing) EUR as at 30 September 2021. Source for fund - Lipper IM / Stewart Investors. Performance data is calculated on a net basis by deducting fees incurred at fund level (e.g. the management fee and other fund expenses), save that it does not take account of initial charges or switching fees (if any). Income reinvested is included on a net of tax basis. Source for benchmark - MSCI, income reinvested net of tax. Since inception performance figures have been calculated from 17 October 2019.

## For further information

Client Services Team (UK):	0800 085 3880
Client Services Team (Overseas):	+44 131 525 8873
Dealing Enquiries:	+353 1 635 6798

Email:	enquiries@stewartinvestors.com
Website:	www.stewartinvestors.com



# Stewart Investors Global Emerging Markets Sustainability Fund Class VI EUR

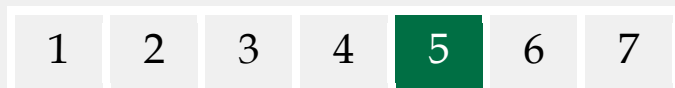
a subfund of First Sentier Investors Global Umbrella Fund plc (the Company) – Fund Factsheet

30 September 2021

## Risk and Reward Profile

◀ Lower Risk  
Potentially Lower Rewards

Higher Risk ▶  
Potentially Higher Rewards



The synthetic risk reward indicator (the SRRRI) rating is not a measure of the risk of you losing your investment but describes how much the value of the Fund went up and down in the past.

The SRRRI rating is based on historical data which may not be a reliable indication of the future risks and rewards of the Fund. We cannot guarantee that the rating of the Fund will remain the same: it may change over time.

Even the lowest rating 1 does not mean a risk free investment.

On a scale of 1 (less risky) to 7 (more risky), this Fund has a rating of 5 due to its past performance and the nature of its investments. Shares with a rating of 5 might have a higher risk, but also higher returns. Risk is taken in order to make a higher potential return; the more risk a fund takes, the higher the potential return but the greater the risk of loss.

The value of investments and any income from them may go down as well as up and is not guaranteed. Investors may get back significantly less than the original amount invested.

### The Fund may also experience the following risks:

**Emerging market risk:** Emerging markets tend to be more sensitive to economic and political conditions than developed markets. Other factors include greater liquidity risk, restrictions on investment or transfer of assets, failed/delayed settlement and difficulties valuing securities.

**Currency risk:** The Fund invests in assets which are denominated in other currencies; changes in exchange rates will affect the value of the Fund and could create losses. Currency control decisions made by governments could affect the value of the Fund's investments and could cause the Fund to defer or suspend redemptions of its shares.

**For further information on risks, please refer to the Risk Factors section in the Company prospectus.**

Investment should be made on the basis of the Prospectus and Key Investor Information Document. If you are in any doubt as to the suitability of any of our funds for your investment needs, please seek independent financial advice.

## Important Information

This factsheet is a financial promotion and can be used for retail clients in the UK. Distribution is limited to Professional Clients in all other countries where lawful.

◊ An initial charge of up to 7% may be levied in certain circumstances, including on regular savings plans and may be remitted as commission to an intermediary.

† The ongoing charge figure (OCF) is calculated on the same basis as for the Key Investor Information Document and represents the charges you will pay over a year for as long as you hold your investment and may vary from year to year. The OCF is made up of the annual management charge and additional expenses, but excludes portfolio transaction costs. For further information about charges and costs please visit <https://www.firstsentierinvestors.com/uk/en/private/charges-overview.html>.

‡ This does not constitute an investment recommendation and is not indicative of future results. Methodology available on rating provider's website.

In the UK, issued by First Sentier Investors (UK) Funds Limited which is authorised and regulated by the Financial Conduct Authority (registration number 143359). Registered office Finsbury Circus House, 15 Finsbury Circus, London, EC2M 7EB number 2294743. In the EEA, issued by First Sentier Investors (Ireland) Limited which is authorised and regulated in Ireland by the Central Bank of Ireland (registered number C182306) in connection with the activity of receiving and transmitting orders. Registered office: 70 Sir John Rogerson's Quay, Dublin 2, Ireland number 629188. Outside the UK and the EEA, issued by First Sentier Investors International IM Limited which is authorised and regulated in the UK by the Financial Conduct Authority (registered number 122512). Registered office: 23 St. Andrew Square, Edinburgh, EH2 1BB number SC079063. In the EU: This document is a marketing communication. The fund(s) mentioned here may or may not be registered for marketing to investors in your location. If registered, marketing may cease or be terminated in accordance with the terms of the EU Cross Border Distribution Framework. Copies of the prospectus (in English and German) and key investor information documents in English, German, French, Danish, Spanish, Swedish, Italian, Dutch and Norwegian, along with a summary of investors' rights are available free of charge at [firstsentierinvestors.com](https://www.firstsentierinvestors.com).

Certain funds referred to in this document are identified as sub-funds of First Sentier Investors Global Umbrella Fund plc, an umbrella investment company registered in Ireland ("VCC"). Further information is contained in the Prospectus and Key Investor Information Documents of the VCC which are available free of charge by writing to: Client Services, First Sentier Investors, 1 Grand Canal Square, Grand Canal Harbour, Dublin 2, Ireland or by telephoning +353 1 635 6798 between 9am and 5pm (Dublin time) Monday to Friday or by visiting [www.firstsentierinvestors.com](https://www.firstsentierinvestors.com). Telephone calls may be recorded. The distribution or purchase of shares in the funds, or entering into an investment agreement with First Sentier Investors may be restricted in certain jurisdictions.

Representative and Paying Agent in Switzerland: The representative and paying agent in Switzerland is BNP Paribas Securities Services, Paris, succursale de Zurich, Selnaustrasse 16, 8002 Zurich, Switzerland. Place where the relevant documents may be obtained: The prospectus, the key investor information documents (KIIDs), the instruments of incorporation as well as the annual and semi-annual reports may be obtained free of charge from the representative in Switzerland.

First Sentier Investors entities referred to in this document are part of First Sentier Investors a member of MUFG, a global financial group. First Sentier Investors includes a number of entities in different jurisdictions. MUFG and its subsidiaries do not guarantee the performance of any investment or entity referred to in this document or the repayment of capital. Any investments referred to are not deposits or other liabilities of MUFG or its subsidiaries, and are subject to investment risk including loss of income and capital invested.