



# Stewart Investors Worldwide Leaders Sustainability Fund Class A EUR

## a subfund of First State Investments ICVC (the Company) – Fund Factsheet

31 August 2020

### Investment objective and policy

The Fund aims to achieve capital growth over the long-term (five to seven years).

The Fund mainly invests in shares of companies around the world. These companies generally have a total stock market value of at least US\$3 billion. The Fund may invest in both developed and emerging market countries (countries generally considered to have social or business activity in the process of rapid growth). The Fund may invest in any industry. The Fund invests in shares of high quality companies, which are positioned to benefit from, and contribute to, the sustainable development of the countries in which they operate. Investment decisions around high quality companies are based on three key points: (i) Quality of management including integrity, attitude to environmental and social impacts, corporate management, long term performance and risk (ii) Quality of the company including its social usefulness, environmental impacts and efficiency and responsible business practices (iii) Quality of the company's finances and its financial performance. Sustainability is a key part of the approach. The Fund may invest up to 10% in other funds. The Fund may use derivatives to reduce risk or manage the Fund more effectively.

### Fund Information

Fund Launch Date	30 July 1999
Share Class Launch Date	09 April 2013
Fund Size (€m)	37.5
UK's Investment Association Sector	Global
Benchmark	MSCI AC World Index*
Number of holdings	43
Fund Manager(s)	Sashi Reddy/David Gait
Minimum Investment	€1,000/€500 subsequent
Initial charge	0% <sup>c</sup>
Ongoing Charges †	1.75%
Share Type	Accumulation
Sedol	B2PF337
ISIN	GB00B2PF3378
Fund Yield	0.2%

\* The benchmark changed from MSCI World Index to MSCI All Countries World Index Free on 27/01/2014. The benchmark and IA sector for this Fund have been identified as a means by which investors can compare the performance of the Fund and have been chosen because their constituents most closely represent the scope of the investable assets. The benchmark and sector are not used to limit or constrain how the portfolio is constructed nor are they part of a target set for Fund performance.

### Annual Performance (% in EUR) to 31 August 2020

Period	12 mths to 31/08/20	12 mths to 31/08/19	12 mths to 31/08/18	12 mths to 31/08/17	12 mths to 31/08/16
Fund return	5.0	3.6	8.6	3.1	6.6
Benchmark return	7.3	5.4	13.8	9.7	7.9

### Cumulative Performance (% in EUR) to 31 August 2020

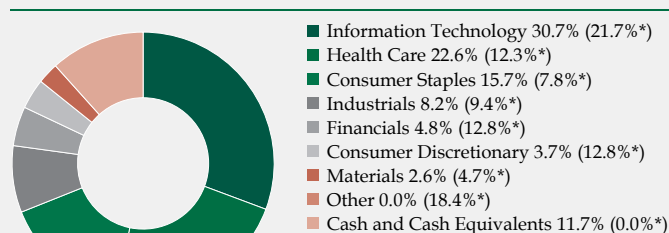
Period	3 mths	6 mths	1 yr	3 yrs	5 yrs	10 yrs	Since Inception
Fund return	5.3	6.8	5.0	18.1	29.7	-	76.5
Benchmark return	7.2	5.8	7.3	28.7	52.3	-	110.4

**These figures refer to the past. Past performance is not a reliable indicator of future results. For investors based in countries with currencies other than EUR, the return may increase or decrease as a result of currency fluctuations.**

### Ten Largest Holdings

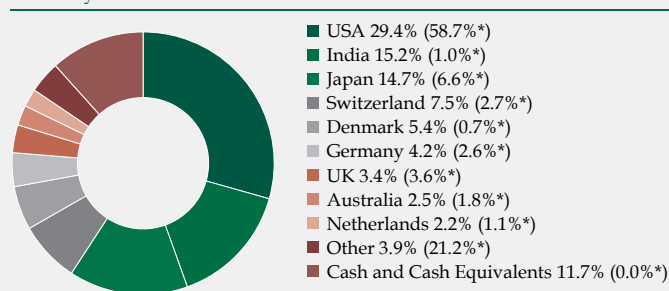
Stock name	%	Stock name	%
Unicharm Corporation	4.6	Mahindra & Mahindra Ltd.	3.7
Fortinet, Inc.	4.3	Costco Wholesale Corporation	3.1
Hoya Corp.	4.3	ANSYS, Inc.	3.0
Tata Consultancy Serv. Ltd	4.2	Microsoft Corporation	2.8
Nestle S.A.	3.8	Edwards Lifesciences Corporation	2.8

### Sector Breakdown



\*Index Weight

### Country Breakdown



\*Index Weight

Sector and Country classifications provided by Factset and Stewart Investors.

Cash Equivalents may include T-Bills.

All performance data for the Stewart Investors Worldwide Leaders Sustainability Fund Class A (Accumulation) EUR as at 31 August 2020. Source for fund - Lipper IM / Stewart Investors. Performance data is calculated on a net basis by deducting fees incurred at fund level (e.g. the management fee and other fund expenses), save that it does not take account of initial charges or switching fees (if any). Income reinvested is included on a net of tax basis. Source for benchmark - MSCI, income reinvested net of tax. Since inception performance figures have been calculated from 09 April 2013.

### For further information

Client Services Team (UK): 0800 085 3880  
 Client Services Team (Overseas): +44 131 525 8873  
 Dealing Line: 0203 528 4102

Email: enquiries@stewartinvestors.com  
 Website: www.stewartinvestors.com



# Stewart Investors Worldwide Leaders Sustainability Fund Class A EUR

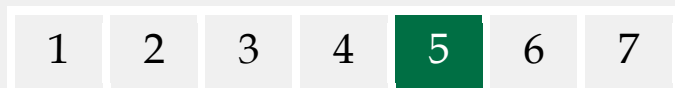
## a subfund of First State Investments ICVC (the Company) – Fund Factsheet

31 August 2020

### Risk and Reward Profile

◀ Lower Risk  
Potentially Lower Rewards

Higher Risk ▶  
Potentially Higher Rewards



The synthetic risk reward indicator (the SRRRI) rating is not a measure of the risk of you losing your investment but describes how much the value of the Fund went up and down in the past.

The SRRRI rating is based on historical data which may not be a reliable indication of the future risks and rewards of the Fund. We cannot guarantee that the rating of the Fund will remain the same: it may change over time.

Even the lowest rating 1 does not mean a risk free investment.

On a scale of 1 (less risky) to 7 (more risky), this Fund has a rating of 5 due to its past performance and the nature of its investments. Shares with a rating of 5 might have a higher risk, but also higher returns. Risk is taken in order to make a higher potential return; the more risk a fund takes, the higher the potential return but the greater the risk of loss.

The value of investments and any income from them may go down as well as up and is not guaranteed. Investors may get back significantly less than the original amount invested.

### The Fund may also experience the following risks:

**Currency risk:** The Fund invests in assets which are denominated in other currencies; changes in exchange rates will affect the value of the Fund.

**Emerging market risk:** emerging markets may not provide the same level of investor protection as a developed market; they may involve a higher risk than investing in developed markets.

**Concentration risk:** The Fund invests in a relatively small number of companies which may be riskier than a fund that invests in a large number of companies.

**Recommendation:** This fund may not be appropriate for investors who plan to withdraw their money within five years.

**For further information on risks, please refer to the Risk Factors section in the Company prospectus.**

Investment should be made on the basis of the Prospectus and Key Investor Information Document. If you are in any doubt as to the suitability of any of our funds for your investment needs, please seek independent financial advice.

### Important Information

This factsheet is a financial promotion and can be used for retail clients in the UK. Distribution is limited to Professional Clients in all other countries where lawful.

◊ An initial charge of up to 4% may be levied in certain circumstances, e.g. to limit the size of the fund, including on regular savings plans and may be remitted as commission to an intermediary.

† The ongoing charge figure (OCF) is calculated on the same basis as for the Key Investor Information Document and represents the charges you will pay over a year for as long as you hold your investment and may vary from year to year. The OCF is made up of the annual management charge and additional expenses, but excludes portfolio transaction costs. For further information about charges and costs please visit <http://www.firststateinvestments.com/uk/private/Charges/>.

\* On the 22nd May 2020 the Stewart Investors Worldwide Select Fund changed its name to Stewart Investors Worldwide Leaders Sustainability Fund, the investment objective and policy was also changed. On the 14th January 2019 the Stewart Investors Worldwide Leaders Fund changed its name to Stewart Investors Worldwide Select Fund. On 27th January 2014 the First State Global Opportunities Fund changed its name to the First State Worldwide Leaders Fund, the investment objective, benchmark and policy was also changed. Prior to this date the fund was managed by a different investment team and to a different strategy. The performance figures shown prior to 27th January 2014 relate to the First State Global Opportunities Fund performance only.

In the UK, issued by First State Investments (UK) Limited which is authorised and regulated by the Financial Conduct Authority (registration number 143359). Registered office Finsbury Circus House, 15 Finsbury Circus, London, EC2M 7EB number 2294743. Outside the UK within the EEA, this document is issued by First State Investments International Limited which is authorised and regulated in the UK by the Financial Conduct Authority (registered number 122512). Registered office: 23 St. Andrew Square, Edinburgh, EH2 1BB number SCO79063.

Further information is contained in the Prospectus and Key Investor Information Documents of the OEIC which are available free of charge by writing to: Client Services, Stewart Investors, 23 St Andrew Square Edinburgh, EH2 1BB or by telephoning 0800 587 4141 between 9am and 5pm Monday to Friday or by visiting [www.stewartinvestors.com](http://www.stewartinvestors.com). Telephone calls with Stewart Investors may be recorded. The distribution or purchase of shares in the funds, or entering into an investment agreement with Stewart Investors may be restricted in certain jurisdictions.

Representative and Paying Agent in Switzerland: The representative and paying agent in Switzerland is BNP Paribas Securities Services, Paris, succursale de Zurich, Selnaustrasse 16, 8002 Zurich, Switzerland. Place where the relevant documents may be obtained: The prospectus, the key investor information documents (KIIDs), the instruments of incorporation as well as the annual and semi-annual reports may be obtained free of charge from the representative in Switzerland.

First State Investments entities referred to in this document are part of First Sentier Investors a member of MUFG, a global financial group. First Sentier Investors includes a number of entities in different jurisdictions, operating in Australia as First Sentier Investors and as First State Investments elsewhere. MUFG and its subsidiaries do not guarantee the performance of any investment or entity referred to in this document or the repayment of capital. Any investments referred to are not deposits or other liabilities of MUFG or its subsidiaries, and are subject to investment risk including loss of income and capital invested.