



FSSA Asia All Cap Fund

TCFD Climate Report for the year ended 31 December 2023

Prepared using the Task Force on Climate-related Financial Disclosures (TCFD) recommendations.

This public TCFD product report is published by First Sentier Investors (UK) Funds Limited in compliance with the requirements set out in chapter 2 of the Environmental, Social and Governance sourcebook ("ESG Sourcebook") of the FCA Handbook.

1. Introduction

FSSA Investment Managers (FSSA) operates as an autonomous investment team within First Sentier Investors (FSI). FSSA is supported by FSI in various areas and is subject to FSI's governance and oversight.

At FSSA, we have always believed that sustainability is a core part of fundamental investing and can have an outsized impact on a company's returns. We actively seek to invest in businesses whose sustainable practices and products can meet the world's changing expectations. This matters to us because as long-term investors, we expect that companies will have to bear the costs of meeting these challenges over the course of our ownership.

Climate change is a key consideration in FSSA's investment process. We accept the evidence of climate change and the need to transition to a low carbon global economy. We consider it our duty to assess the related risks and opportunities in our investment decision-making and ownership practices. We look to invest in companies that are actively taking steps to reduce the impacts of climate change.

2. Our climate ambitions

First Sentier Investors and FSSA are targeting a reduction of greenhouse gas emissions across our investment portfolios consistent with an ambition to reach net zero emissions by 2050. Reflecting the best available science on the impacts of climate change, we acknowledge there is an urgent need to accelerate the transition towards net zero emissions and support global efforts per the Paris Agreement to limit warming to 1.5 degrees Celsius above pre-Industrial temperatures.

FSSA began its decarbonisation process at the end of 2021 with an assessment of how our holdings were positioned, how they performed at that point in time and their transition plans for the future. This process is based heavily on the "net zero alignment maturity scale" from the Net Zero Investment Framework Implementation Guide (NZIFIG) produced by the Institutional Investors Group on Climate Change. Each portfolio company is assigned to one of four tiers ranging from leader to laggard. The nuance in our tiers provides flexibility around a company's direction of travel, resource constraints and purposefulness, which we think is essential in an emerging market context.

FSSA has set short, medium and long-term reduction targets to be achieved by 2025, 2030 and 2050. With every passing year, we aim to increase the number of assessed companies graduating into the top tier, tier 1. We will report on the progress annually, then provide a detailed report in 2025 and every five years thereafter. By 2025, we aim for 25% of assessed AUM to be assigned to Tier 1, aligned to net zero by 2050.

We will engage with all companies under assessment to meet 100% disclosure of scope 1 and scope 2 emissions by 2025 and encourage the alignment of targets to the Science Based Targets initiative (SBTi). We recognise that companies in our portfolio are subject to different timeframes (i.e., carbon neutrality by 2060 for China and by 2070 for India). We expect our holdings to align with the Inter-Governmental Panel on Climate Change (IPCC¹) recommendation of limiting global warming to below 1.5° Celsius and to reach net zero emissions by 2050.

By 2030, we aim to have increased our assessment of companies to 100% of our AUM. Through our ongoing engagement, we also aim to increase the percentage of AUM assigned to Tier 1, aligned to net zero by 2050, from the initial 25%. We are initially committing 50% of our AUM to be aligned to achieving net zero in 2050 (assigned to Tier 1), with an aim to increase the portion of AUM towards 100% as economies gradually decarbonise.

Rather than penalise companies that are less advanced towards their net zero goals or those in hard to abate sectors, we aim to make and measure progress over the years to move all companies towards the top tier. We will achieve this through frequent engagement with company management to move towards genuine reductions and meaningful targets. For more information see our [Climate Change Statement](#).

¹The Intergovernmental Panel on Climate Change is an intergovernmental body of the United Nations. It focuses on advancing scientific knowledge about climate change caused by human activities.

3. Governance of climate-related risks and opportunities

Climate change risks are overseen and monitored by multiple governance bodies within FSSA and FSI. At the portfolio level, the assessment and management of climate risks and opportunities is the responsibility of the investment team. Monitoring and oversight of investment portfolios occurs on a continuous basis, with the respective portfolio manager holding responsibility. Overall, the responsibility for the decisions of the investment team rests on our Managing Partners.

The FSSA investment team also participates in, and is subject to, the governance arrangements of First Sentier Investors. FSI's Global Investment Committee (GIC) provides oversight of the investment return and risk characteristics of FSSA's funds. This incorporates sustainability risks stemming from environmental, social and governance (ESG) sources, including climate change.

FSI's Investment Product Research and Assurance (IPRA) team supports the GIC with investment assurance oversight, which includes systematic assessments of all aspects of investment and portfolio risk, including oversight of ESG-related risks. The IPRA team collaborates with FSI's Responsible Investment team in carrying out its investment assurance activities, in particular as it relates to engagement with the investment teams on their approaches to responsible investment and assessing responsible investment characteristics of the underlying investment portfolios. The FSSA team engages with the FSI Responsible Investment team and FSI management. Additionally, the FSSA team has representatives on FSI's ESG Impacts Committee.

FSI's internal audit function conducts periodic audits of investment functions. These audits include an assessment of whether an investment team's stated investment philosophy and process is what occurs in practice – including the management of climate change and ESG issues.

Further details of FSI's oversight and management of climate-related risks and opportunities across the firm can be found in FSI's entity-level 2023 Climate Change Statement on the [reports and policy section](#) of the First Sentier Investors website.

4. Strategy - Implications of climate change for our strategy

As allocators of capital and stewards of our clients' assets, we recognise that the decisions we make can influence the speed of the transition to a global, low carbon economy. As long-term investors, we are also focused on identifying companies that are driving sustainable outcomes.

The FSSA team manages climate-related risks from both a portfolio perspective and across individual companies, by integrating climate considerations throughout the research process. Assessing management quality is a critical component of our investment process. We look for founders and management teams that have high governance standards and whose interests are well-aligned with those of minority shareholders. In addition, we look for leaders who are forward thinking and receptive to our engagement. We believe such leaders can adapt to the evolving needs around climate change.

With every investment opportunity and existing holding, we consider the business model and its exposure to climate-related risks and opportunities, alongside other ESG factors and how they may affect key stakeholder groups (broadly – employees, customers, suppliers and society). We believe a company's approach to climate change should be integrated throughout the business. Our views on ESG factors, including climate change, are wholly integrated in our assessment of a company's overall quality, which in turn determines our investment decision.

Climate change is a complex issue and requires a committed approach. We introduced a decarbonisation process in 2021, which is focused on reducing the total carbon emissions of our holdings. Rather than selling our carbon-intensive assets or buying companies that mainly rely on offsets, we seek to encourage an aggressive reduction in greenhouse gas (GHG) emissions among our investee companies. We focus on companies' actions rather than words.

While we plan to engage with all our companies on the topic of climate change, we initially started with an assessment of our largest positions and those in carbon-intensive sectors, with the aim of driving multi-year emissions reductions. The lowest-performing companies in our initial review have been prioritised for more pressing engagement. Companies are reviewed annually to evaluate how they are progressing towards these expectations.

- Phase 1: We divided our portfolio holdings into several priority groups for assessment. In 2021, we covered approximately 50% of the team's AUM, rising to 75% by the end of 2022. In 2023 we covered 78% of AUM.² We aim to cover 100% of AUM by 2030.
- Phase 2: Previously assessed companies will be reviewed annually (unless they are no longer held in our portfolios).
- Phase 3: We prioritise engagement with investee companies based on their assigned tier and conducted those meetings throughout the year.



We may further express our views through votes on company proposals. Whilst we subscribe to proxy voting services such as Glass Lewis and Ownership Matters as a guide, the ultimate decision on how we cast our proxy votes lies with the respective investment analyst.

From a portfolio perspective, we conduct fund-level sustainability reviews with environmental and social indicators to identify the outliers and laggards, which then focuses our engagement efforts. Specific to climate risks, we review total carbon emissions, trends in emissions intensity, quality of disclosure and alignment of GHG emission reduction targets to SBTi.

Our progress

Decarbonising our portfolios is a multi-decade commitment that requires a careful and consistent increase in effort over the years to come. FSSA team continued the process started in 2021 with minimal changes to our engagement-led approach. We have, however, refined our company assessments to consider additional information including more details on transition plans and capital allocation towards solutions based on NZIFIG's recommendations and the availability of new data and sector pathways.

In 2023, we set 31 October as the date for Phase 1 of the decarbonisation process and covered approximately 78% of the team's AUM. This follows an increase of 3-5% of AUM towards 100% of AUM by 2030. This includes removing companies no longer held in our portfolios and adding new ones. We intend to adhere to this timeline going forward to allow sufficient time to conduct the analysis and plan for engagements in the upcoming year.

All in-scope companies from previous years were reassessed using our refreshed assessment template to allow for two full years of information per company (beginning from the end of 2021 through 2023). Each company was again assigned to a net-zero maturity tier based on a combination of their average data score as well as a qualitative assessment.

²As at 31 October 2023.

Our funds tend to have significantly lower carbon intensity than their respective benchmarks. However, we believe this data is best viewed as an output of our investment philosophy, which is centred on assessing the quality of companies holistically rather than selecting only those that perform well on this metric. We are hopeful that as the broader corporate world decarbonises, the gap between the benchmark and our portfolios will gradually close – and improve together.

More information about our process and progress can be found in the annual [ESG report](#) on FSSA's website.

Scenario analysis

We are at the start of our climate scenario analysis journey and acknowledge they can help investment managers analyse various energy transition trajectories under different climate scenarios. We take caution that such models are complex tools that include inherent uncertainties due to the long-term nature of their projections. To better understand the risks associated with climate change using these models, the responsible investment representative of FSSA will collaborate with the FSI Responsible Investment team to develop climate scenario analysis models to assist in informing our transition plan. As scenario analysis capabilities become more robust and reliable, we hope to integrate findings from our future analyses within the investment process.

5. Risk Management - Our approach to climate risk management

Many of the countries we invest in are vulnerable to climate-related risks given their geography and economic sensitivity. Therefore, we expect that every company we invest in will also be exposed to some form of climate risk. Specifically, we have sizable exposure to financial services, consumer staples and industrial companies. Whilst our direct exposure to fossil fuels, agriculture and mining is minimal, we acknowledge that these businesses form a meaningful part of our investee companies' supply chains.

Climate risks – including those related to the transition to low-carbon economies, the physical impacts of climate change, reputational concerns, and regulatory and legal requirements – are all interconnected. We have found that transition risks and physical risks are the most relevant to our portfolios, and we can address them directly with companies.

Transition risks are gaining attention as companies shift toward a low-carbon future amid increasing regulations. The added considerations include carbon taxes, disclosure penalties and green product requirements. These have the greatest implications for companies which rely on fossil fuels, particularly those in industrials (utilities and mining), consumer staples (agriculture), and those with coal assets. Companies that do not move towards lower carbon alternatives will also incur the burden of stranded assets³. FSSA's high exposure to financials (banks and insurance) will also be impacted by more stringent financing and lending terms, and diversification away from high-emitting sectors. We believe appropriately managing these transition risks will help to reduce the impacts from physical risks.

Some companies in our portfolio also face considerable opportunities as the world needs technology to transition to a low-carbon economy. Demand for lower-emission products and services may increase the need for certain metals, materials, and inputs. These demands need to be carefully managed to support the transition away from high GHG-emitting activities.

Physical risks refer to the potential impacts of climate change on business assets such as offices or supply chains. Weather disruptions are increasing in their frequency and intensity. This is particularly concerning for companies in the materials, consumer staples, and consumer discretionary sectors that require large manufacturing facilities and

³Stranded assets are assets that are at risk of suffering significant write-downs or devaluation due to changing market behaviour.

depend on land resources (water, soil, minerals). We plan to expand our integration of physical risk assessments in our investment process.

Beyond these two risks, companies also face more stringent regulatory and legal risks. The governments of countries in which we invest have begun to implement penalties for non-compliance. We expect these risks to increase over time.

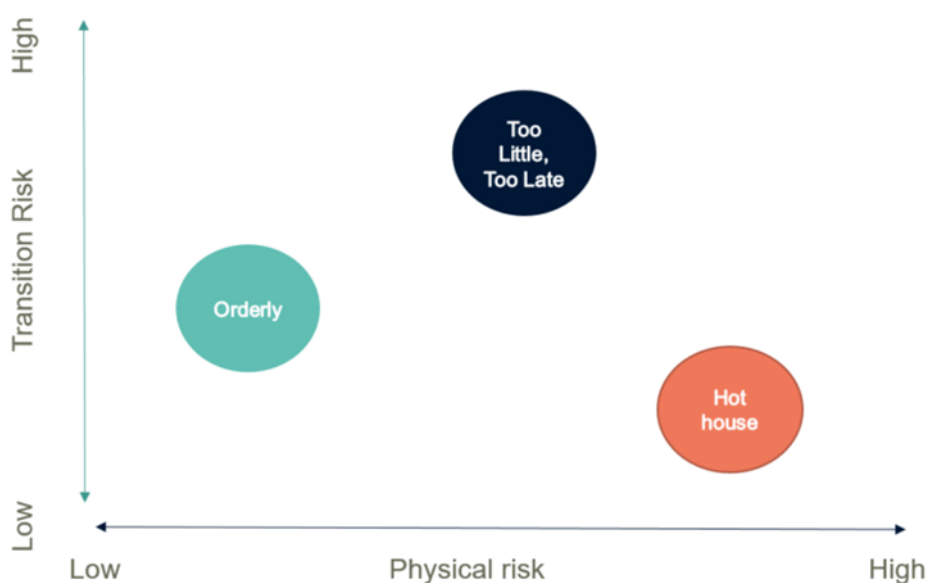
How we identify these risks

We identify climate-related risks throughout the research process, from the initial company assessment to ongoing monitoring and review. We believe the most effective way is through regular engagement with company management. This also provides us with an opportunity to assess other “soft factors” and determine whether a company’s efforts to manage climate risks are genuine.

To prepare for these conversations with management, we review company disclosures and when applicable, note adherence to the Task Force on Climate-Related Financial Disclosures (TCFD) recommendations. We also review data on a company’s historical carbon intensity and scope 1 and scope 2 emissions, from third-party data providers such as ISS and MSCI. Additionally, we use providers including Sustainalytics and RepRisk to alert us of significant recent events and controversies.

For companies included in our decarbonisation process, we assess details such as the company’s targets and disclosure, emissions reduction performance, and investments into transitional activities. As we engage with the companies, we offer recommendations and external resources that may assist in the process. For example, we encourage companies to utilise established frameworks such as TCFD and the Science-Based Targets Initiative (SBTi) to report on climate-related disclosure and targets.

A qualitative scenario analysis was conducted by FSI and was presented to the FSSA investment team. FSI’s qualitative analysis is based on the assumptions made under the three scenario narratives for the ‘Orderly’, ‘Too Little, Too Late’ and ‘Hothouse’ scenarios, in addition to IEA Sustainable Development Scenario (SDS), Announced Pledges Scenario (APS) and Stated Policies Scenario (STEPS) carbon budget data.



Source: [NGFS scenario portal](#)⁴

⁴ NGFS Scenarios: [NGFS Scenarios Portal](#)

The 'Orderly transition' scenario assumes that climate policies are introduced smoothly and likely limit global warming to 1.5 degrees Celsius. The 'Too Little Too Late' transition assumes that climate policies are delayed or divergent, with the world moving at two different speeds requiring steeper emission reductions at a higher cost to limit temperature rise to 1.5 degrees Celsius. The 'Hothouse' scenario assumes that some climate policies are implemented in some jurisdictions, but globally efforts are insufficient to halt significant global warming. The scenario results in higher physical climate impacts and severe social and economic disruption.

For transition risk exposure FSI considered stranded asset and carbon pricing risk by measuring the portfolio's exposure to investee company's involvement in fossil fuel related activities, whether they have set science-based targets and the sector's contribution to portfolio emissions (see Key Metrics Section). For the physical risk impact exposure, FSI focused on 5 hazards (wildfire, water stress, sea level rise, floods, and temperature rise) and potential exposure to business/supply chain interruption.

Due to a high exposure to industrials, under an 'Orderly' scenario, our stranded asset risk will remain high in the short term if companies are not implementing robust transition plans and significantly reduce GHG emissions. Over the medium term, the impact of an 'Orderly' versus disorderly transition may become more divergent. Under an 'Orderly' transition, there are likely to be significant opportunities for companies that are contributing to climate solutions and those that reduce their emissions substantially within this decade. This may include financials which we have sizable exposure to. Additionally, companies that are not transitioning fast enough are likely to face more negative financial impact driven by increased regulatory and reputational risks.

On the other hand, under a more disorderly transition, climate-related opportunities may be less obvious for the particular regions the strategy is exposed to. This is due to variations in government-driven climate policies, e.g. minimal penalties for noncompliance or country decarbonisation goals that stretch to 2070. While the direct financial costs for mitigating climate change may be low in a disorderly scenario, companies may be faced with asset depreciation or loss of revenue resulting from heightened physical climate risks in the medium and long term.

FSI's scenario analysis was a standalone exercise and was not integrated into FSSA's investment decision process. Due to the nature of this high-level assessment, it is not possible to draw specific conclusions on the financial impacts from climate change risks.

Further details of FSI's risk management of climate-related risks and opportunities across the firm can be found in our entity-level 2023 Climate Change Statement on the [reports and policy section](#) of the First Sentier Investors website.

6. Key metrics (as at end of December 2023)

The following metrics are used as part of our assessment of climate-related risks and opportunities across the portfolio. These metrics include but are not limited to the Carbon Footprint, Weighted Average Carbon Intensity and Total Emissions of the portfolio as required by the UK Financial Conduct Authority's product-level climate disclosure rules. These rules also require First Sentier Investors to determine if a portfolio has concentrated exposures or high exposures to carbon intensive sectors, and, if so, to include quantitative scenario analysis metrics.

Note on data availability

The metrics presented in this section may not cover the entirety of holdings within the portfolio. Details of the percentage of the portfolio for which data is reported, estimated or unavailable can be found in the Targets and Metrics section below. Cash is presently excluded. In addition, Scope 3 emissions are harder for a company to measure, as they originate from processes that take place across the value chain and are not directly within the company's control and as a result there is limited reporting available.

Access to reliable data continues to be a challenge. An issue we are grappling with is definitions: we still need more industry convergence of terminology around net zero ambitions, target setting and the credibility of transition plans.

This will enable us to properly assess the quality of a company's ambitions. FSI actively contributes to industry working groups to address those challenges.

Emissions Metrics (in GBP) - FSSA Asia All Cap Fund as at 31 December 2023

Total AUM: GBP £ 90,35 Million

Covered AUM: GBP £ 88,54 Million⁵

Benchmark: MSCI AC Asia Pacific ex Japan Index

Emissions data availability and disclosure:

Percentage of covered AUM invested in holdings where reported Scope 1 & 2 emissions data is available from our data provider	Percentage of covered AUM invested in holdings where estimated Scope 1 & 2 emissions data is available from our data provider
87.24%	12.76%

Source: First Sentier Investors, ISS ESG at 31 December 2023

The above measures the percentage of AUM that is covered with company reported versus modelled GHG emissions data. Measuring GHG emissions is a critical first step as it enables companies to identify different types of direct and indirect emissions throughout the value chain and as such, enables them to design decarbonisation plans. The challenge remains access to robust GHG emissions data. We experience large differences in both coverage of reporting entities as well as the vendors' modelling methodology.

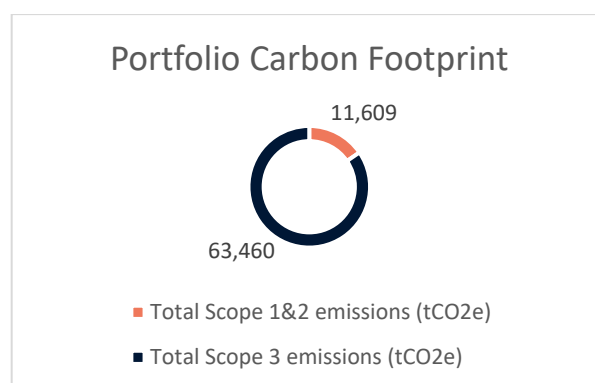
Portfolio Carbon Footprint

The carbon footprint discloses the amount of carbon dioxide emitted by investee companies at a portfolio level. It aggregates the carbon dioxide emitted of all investee companies proportionally based on how much of the investee companies' activities are financed by the investment manager based on the percentage of ownership.

Further, total Scope 1 and 2 emissions is a commonly used metric that accounts for all GHG emissions occurring from sources controlled or owned by an organisation.

Financed Emissions	tCo2e ⁶
Total Scope 1 & 2 emissions	11,609
Scope 3 emissions	63,460
Total Scope 1, 2 & 3 emissions	75,069

Source: First Sentier Investors, ISS ESG at 31 December 2023



Source: First Sentier Investors, ISS ESG at 31 December 2023

⁵ Cash is excluded, as well as companies with no emissions data.

⁶ Not all greenhouse gases warm the atmosphere equally, some gases (such as methane) have a greater global warming potential, or warming effect, than carbon dioxide. To account for this, the term CO2e is used and means that greenhouse gases other than carbon dioxide can be converted, or normalized, to the equivalent amount of CO2, based on their relative contribution to global warming. This provides for a single, uniform means of measuring emissions reductions for multiple greenhouse gases. Source: UN-REDD (<https://www.un-redd.org/glossary/carbon-dioxide-equivalent-co2e>)

Scope 1: Direct GHG emissions from assets owned and controlled by the organisation in the course of its operation.

Scope 2: Indirect GHG emissions caused by the energy used or purchased by an organisation including the generation of electricity, heating/cooling, or steam purchased for its own consumption.

Scope 3: All indirect GHG emissions (not included in scope 2) that the organisation is responsible for that occurs up and down the value chain. Scope 3 is divided across 15 categories for both upstream (supply chain⁷) and downstream (lifecycle of products) activities.

FSI uses the PCAF⁸ methodology for measuring the portfolio carbon footprint or financed emissions.

Relative Carbon footprint of portfolio

Total carbon emissions for a portfolio normalised by the market value of the portfolio, expressed in tonnes CO₂/£M invested. It enables for easier comparison with a benchmark, between portfolios and between individual investments.

Relative carbon footprint	Scope 1&2 emissions (tCO ₂ e) per £M invested
Fund	130.10
Benchmark	146.52

Source: First Sentier Investors, ISS ESG at 31 December 2023

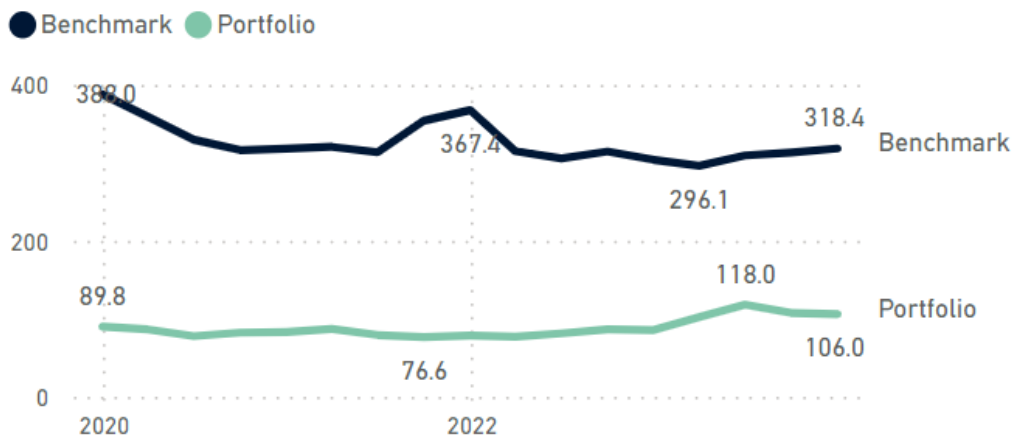
Weighted Average Carbon Intensity of portfolio

The carbon intensity is the amount of GHG emitted per million (currency) of revenue generated. Weighted average carbon intensity (WACI), applied to an investment portfolio, is the key climate-related metric that is recommended by the Taskforce for Climate-related Financial Disclosures (TCFD). On a company level, carbon intensity provides insights into the carbon efficiency of a company: how much GHG emissions an organisation emits per unit of output.

Weighted Average Carbon Intensity	Scope 1 & 2 emissions (tCO ₂ e) per £M revenue
Fund	106.03
Benchmark	318.35

Source: First Sentier Investors, ISS ESG at 31 December 2023

Historical Weighted Average Carbon Intensity



Source: First Sentier Investors, ISS ESG at 31 December 2023

⁷ Supply chain: the linear sequence of processes, actors and locations involved in the production, distribution and sale of a commodity from start to finish.

⁸PCAF or the Partnership for Carbon Accounting Financials is a partnership for financial institutions working together to create a harmonised approach to assess and disclose GHG emissions associated with investments.

Metrics providing additional insights into climate-related risks and opportunities

1. Exposure to Fossil Fuel (Transition Risk)

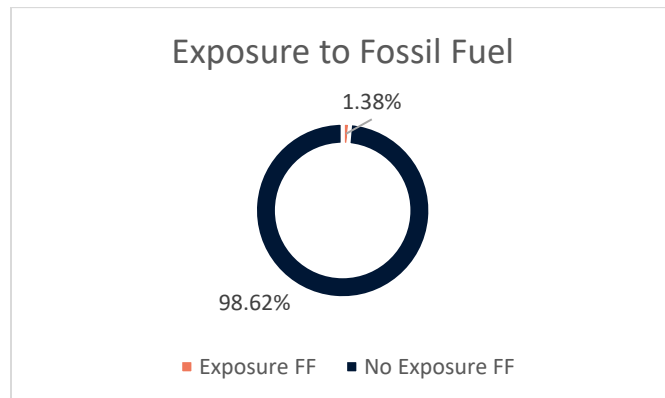
This indicator measures the portion of exposure to companies involved in fossil fuels as defined by Sustainalytics, this includes the (i) exploration, mining, extraction, distribution or refining of hard coal and lignite; (ii) exploration, extraction, distribution (including transportation, storage and trade) or refining of liquid fossil fuels; and (iii) exploration, extraction, distribution (including transportation, storage and trade) of gaseous fossil fuels.

The percentage of total AUM invested in companies exposed to fossil fuel is **1.38%**.

This measure is useful in understanding the potential stranded asset risk within the portfolio as the world is transitioning to a low carbon economy.

2. Science-Based Target Alignment (Transition Risk)

This measures the proportion of the portfolio that is invested in companies that have either set or committed to set science-based targets. Science-based targets are based on the latest climate science and have objectives that are consistent with the goals of the Paris Agreement⁹.



Source: First Sentier Investors, Sustainalytics at 31 December 2023

% companies with targets committed to Science-Based Targets Initiative	% companies who have targets approved by the Science-Based Targets Initiative
12.20%	13.65%

Source: First Sentier Investors, ISS ESG, Science Based Targets initiative at 31 December 2023

⁹ The Paris Agreement is a legally binding international treaty on climate change. It was adopted by 196 Parties at COP21 in Paris, on 12 December 2015 and entered into force on 4 November 2016. Its

goal is to limit warming to well below 2, preferably 1.5 degrees Celsius, compared to pre-industrial levels.

Legal Notices

Important Information

This material is for general information purposes only. It does not constitute investment or financial advice and does not take into account any specific investment objectives, financial situation or needs. This is not an offer to provide asset management services, is not a recommendation or an offer or solicitation to buy, hold or sell any security or to execute any agreement for portfolio management or investment advisory services and this material has not been prepared in connection with any such offer. Before making any investment decision you should consider, with the assistance of a financial advisor, your individual investment needs, objectives and financial situation.

We have taken reasonable care to ensure that this material is accurate, current, and complete and fit for its intended purpose and audience as at the date of publication.

To the extent this material contains any measurements or data related to environmental, social and governance (ESG) factors, these measurements or data are estimates based on information sourced by the relevant investment team from third parties including portfolio companies and such information may ultimately prove to be inaccurate.

No assurance is given or liability accepted regarding the accuracy, validity or completeness of this material and we do not undertake to update it in future if circumstances change.

To the extent this material contains any expression of opinion or forward-looking statements, such opinions and statements are based on assumptions, matters and sources believed to be true and reliable at the time of publication only. This material reflects the views of the individual writers only. Those views may change, may not prove to be valid and may not reflect the views of everyone at First Sentier Investors.

To the extent this material contains any ESG related commitments or targets, such commitments or targets are current as at the date of publication and have been formulated by the relevant investment team in accordance with either internally developed proprietary frameworks or are otherwise based on the Institutional Investors Group on Climate Change (IIGCC) Paris Aligned Investment Initiative framework. The commitments and targets are based on information and representations made to the relevant investment teams by portfolio companies (which may ultimately prove not be accurate), together with assumptions made by the relevant investment team in relation to future matters such as government policy implementation in ESG and other climate-related areas, enhanced future technology and the actions of portfolio companies (all of which are subject to change over time). As such, achievement of these commitments and targets depend on the ongoing accuracy of such information and representations as well as the realisation of such future matters. Any commitments and targets set out in this material are continuously reviewed by the relevant investment teams and subject to change without notice.

First Sentier Investors subscribe to Institutional Investment solutions (ISS) for climate information and analysis. ISS are a world leading provider of environmental, social, and governance solutions for asset owners, asset managers, hedge funds, and asset servicing providers. ISS ESG solution provides climate data, analytics, and bespoke services to help financial market participants understand, measure, and act on climate-related risks and opportunities across all asset classes. ISS ESG platforms are capable of providing carbon foot printing and climate risk and opportunity analysis across portfolio assets. The methodologies employed for carbon foot-printing depend on the assets within the portfolio and data available. The carbon footprint assessment approach used by ISS for equity and fixed income portfolios is aligned with PCAF guidance.

ISS ESG takes an exhaustive approach for data collection, analysis and delivery to its clients. The ISS ESG methodologies provide details about the underlying models used for estimating non-disclosed data. The ISS ESG methodology documents describe the limitations and uncertainties attached to the models; and subsequently detail the ways to address these limitations using multiple metrics and via continuous improvement of these models

ISS ESG methodology: <https://www.issgovernance.com/esg/methodology-information/>

The data set out above are estimates based on data sourced by First Sentier Investors. This data is current as at 31/12/2023. It is based on information and representations sourced from third parties (including portfolio companies), which may ultimately prove to be inaccurate. No assurance is given or liability accepted regarding the accuracy, validity or completeness of this data and no reliance should be placed on it by any third party

