

FSSA Regional China Fund

Investment objective and strategy

The Fund aims to achieve long term capital appreciation and invests all or substantially all of its assets in the FSSA Greater China Growth Fund (the “Underlying Sub-Fund”), under the Dublin registered First Sentier Investors Global Umbrella Fund plc. The Underlying Sub-Fund invests primarily (at least 70% of its net asset value) in equity securities or equity-related securities issued by companies with either assets in, or revenues derived from, the People’s Republic of China, Hong Kong, and Taiwan and which are listed, traded or dealt in on regulated markets in the People’s Republic of China, Hong Kong, Taiwan, the U.S., Singapore, Korea, Thailand and Malaysia or in a member state of the OECD.

On 22 September 2020, First State Regional China Fund was rebranded as FSSA Regional China Fund.

Fund information

Fund size (S\$m)	691.2
Benchmark	MSCI Golden Dragon Index
Number of holdings	45

Available share classes

Share class	Inception date	Nav/per share	ISIN code
Class A (SGD - Acc)	01 Nov 1993	S\$4.8655	SG9999000194

About FSSA Investment Managers

FSSA Investment Managers is an autonomous investment management team within First Sentier Investors, with dedicated investment professionals based in Hong Kong and Singapore. We are specialists in Asia Pacific and Global Emerging Markets equity strategies, managing assets on behalf of clients globally.

We are bottom-up investors, using fundamental research and analysis to construct high-conviction portfolios. We conduct more than a thousand direct company meetings a year, seeking to identify high quality companies to invest in. We look for founders and management teams that act with integrity and risk awareness; and dominant franchises that have the ability to deliver sustainable and predictable returns over the long term. As responsible, long-term shareholders, we have integrated ESG analysis into our investment process and engage extensively on environmental, labour and governance issues.

Annualised performance in SGD (%) to 30 June 2022 ^

	Since Inception	10yrs	5yrs	3yrs	1yr
Fund (Ex initial charges)	8.4	9.8	7.5	7.2	-20.5
Fund (Inc initial charges)	8.2	9.2	6.4	5.4	-24.5
Benchmark	4.5	8.4	4.6	4.1	-24.4

Cumulative performance in SGD (%) to 30 June 2022 ^

	Since Inception	5yrs	3yrs	1yr	3mths
Fund (Ex initial charges)	908.4	43.7	23.1	-20.5	-3.2
Fund (Inc initial charges)	858.0	36.5	17.0	-24.5	-8.0
Benchmark	256.3	25.1	12.8	-24.4	-1.4

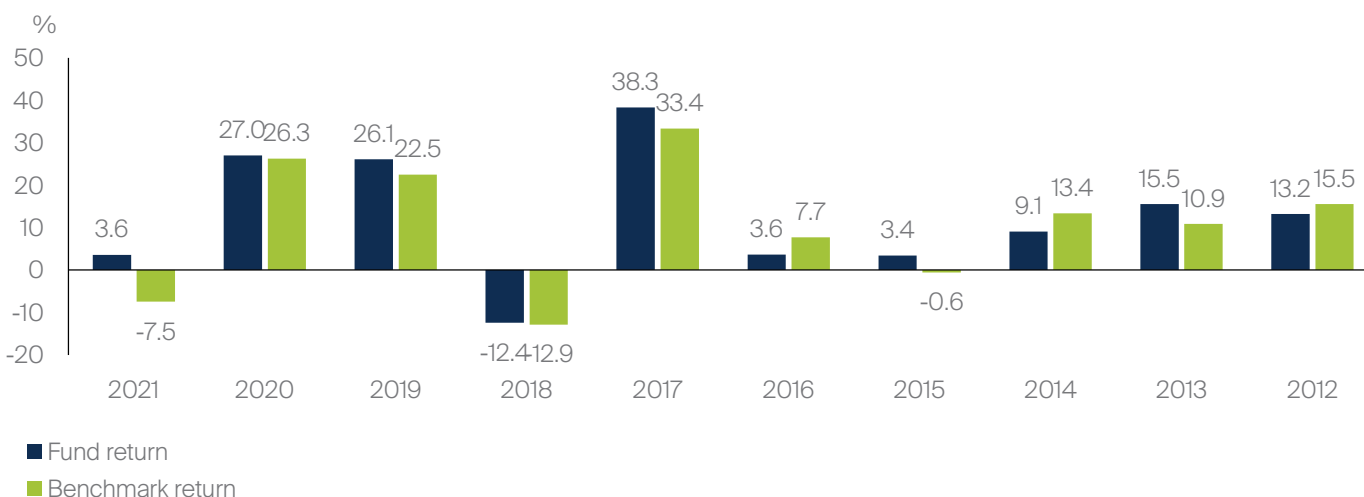
^ The performance prior to 18 Oct 02 is in relation to the Fund before its conversion to a feeder fund.

Performance review

Over the past 12 months, key contributors to performance included Zhejiang Chint, which benefited from strong sales growth in its established core business plus a surge in its emerging residential photovoltaic (PV) segment. China Resources Land (CR Land) rose on expectations of solid earnings results, with strong retail sales driving higher rental income from its

shopping malls. On the negative side, Tencent weakened on concerns about the regulatory environment and a slowdown in revenue growth. Techtronic declined on concerns about a slowdown in consumer demand in the US, its largest market, as rising gas prices and broad inflation dampened spending.

Calendar year performance (% in SGD) to 30 June 2022



Source: Lipper and First Sentier Investors, single pricing basis with net income reinvested. Unless otherwise specified, all information contained in this document is as at 30 June 2022. Investment involves risks, past performance is not a guide to future performance.

Past performance is not indicative of future performance. Reference to specific securities (if any) is included for the purpose of illustration only and should not be construed as a recommendation to buy or sell the same. All securities mentioned herein may or may not form part of the holdings of First Sentier Investors' portfolios at a certain point in time, and the holdings may change over time.

Portfolio review

There were no significant new purchases over the quarter.

We divested Uni President Enterprises to raise cash for better ideas elsewhere.

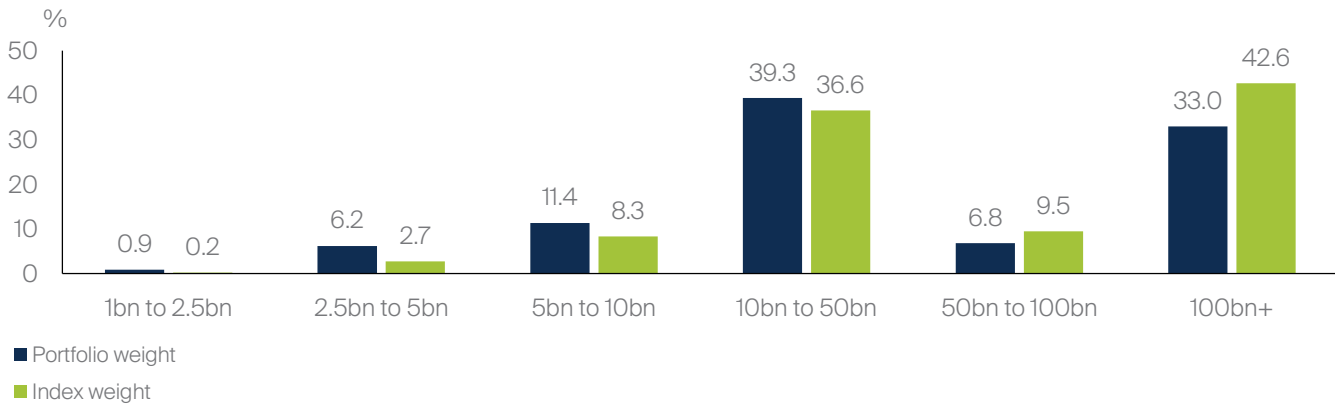
Stock spotlight

We believe China Mengniu Dairy, one of the two largest dairy companies in China, is well-positioned to tap into China's 'premiumisation' trend. Despite being one of the largest markets in the world for dairy products, China's per capita consumption of yoghurt, ice-cream and cheese – higher margin products compared to milk – is still relatively low.

Overall dairy consumption in China is growing at mid-single-digit. Mengniu believes its outperformance will come from improving areas such as ice cream and milk powder, and developing newer products such as fresh milk and cheese.

As incomes continue to rise, we believe the growing appetite for premium yoghurts, ice-creams, beverages and other non-dairy health products, particularly with the launch of healthier versions and local flavours, should provide a structural tailwind for Mengniu.

Market capitalisation breakdown (SGD)



Source: First Sentier Investors as at 30 June 2022. Portfolio weights may not add up to 100% as cash holdings are excluded and full coverage of stocks is not always available. This information is calculated by First Sentier Investors. Past performance is not indicative of future performance. Reference to specific securities (if any) is included for the purpose of illustration only and should not be construed as a recommendation to buy or sell the same. All securities mentioned herein may or may not form part of the holdings of First Sentier Investors' portfolios at a certain point in time, and the holdings may change over time.

Outlook

As the US Federal Reserve tapers its stimulus, interest rates should rise – not just in the US but also in Asia – and liquidity will tighten. This will likely affect Hong Kong markets as well, given the city's currency and interest rates linkage to the US. China seems to be an exception – the recent reserve requirement ratio (RRR) cuts signalled that Beijing is willing to add some cushioning to the slowing economy.

We expect further policy actions to come but the government will remain prudent and fine-tuned, as the goal is stability. In setting monetary policy, China will need to balance tempering supply-side inflation with a slowing economy, ageing population, and weak sentiment in the property sector. But overall, as rates start to tighten elsewhere, China may look more attractive to global investors as the government turns more pro-growth.

Our strategy against this backdrop is to be selective in our investments, seeking to buy good quality companies to hold for at least 3-5 years or more. We continue to see attractive opportunities in China's increasing urbanisation, consumption upgrading, technical innovation, and the rise in healthcare spending.

Our long-term investment themes:

- Dominant consumer franchises which have an edge in brand, distribution and innovation.
- The rise in healthcare spending, due to increasing incomes and healthy consumer choices.
- Beneficiaries of a smarter, more connected world.
- An ageing population and the growing trend of automation.
- Globally competitive exporters with a growing international business.

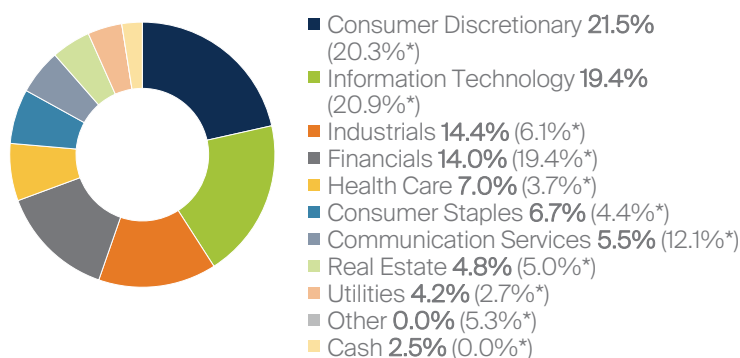
Ten largest company holdings as at 30 June 2022

Stock name	Country	Sector	Portfolio weight (%)
Taiwan Semiconductor (TSMC)	Taiwan	Information Technology	6.6
AIA Group Limited	Hong Kong	Financials	5.7
Tencent Holdings Ltd.	China	Communication Services	5.5
Midea Group	China	Consumer Discretionary	5.0
China Merchants Bank Co., Ltd. Class H	China	Financials	4.4
ENN Energy Holdings Limited	China	Utilities	4.2
Ping An Insurance (Group) Company of China, Ltd. Class H	China	Financials	3.9
China Mengniu Dairy Co. Ltd.	China	Consumer Staples	3.6
China Resources Land Limited	China	Real Estate	3.5
Airtac International Group	Taiwan	Industrials	3.4

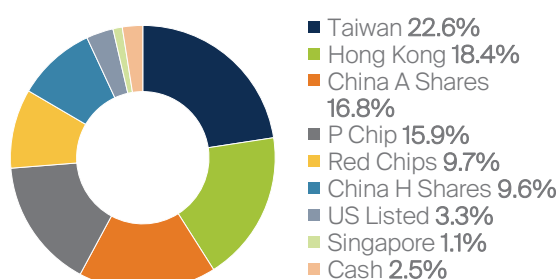
Source: First Sentier Investors as at 30 June 2022. Sector and Share class classifications provided by FactSet and First Sentier Investors. The Fund may hold multiple equity securities in the same company, which have been combined to provide the Fund's total position in that company. Index weights, if any, typically include only the main domestic-listed security. The above Fund weightings may or may not include reference to multiple securities. Allocation percentage is rounded to the nearest one decimal place and the total allocation percentage may not add up to 100%.

Past performance is not indicative of future performance. Reference to specific securities (if any) is included for the purpose of illustration only and should not be construed as a recommendation to buy or sell the same. All securities mentioned herein may or may not form part of the holdings of First Sentier Investors' portfolios at a certain point in time, and the holdings may change over time.

Sector breakdown



Share class breakdown



*Index weight

Top 5 contributors to absolute performance

3 months to 30 June 2022

Stock name	Country	Sector	Value added (bps*)
ENN Energy Holdings Limited	China	Utilities	47
JD.com, Inc. Sponsored ADR Class A	China	Consumer Discretionary	29
JD.com, Inc. Class A	China	Consumer Discretionary	28
AIA Group Limited	Hong Kong	Financials	24
Hongfa Technology Co. Ltd. Class A	China	Industrials	22

12 months to 30 June 2022

Stock name	Country	Sector	Value added (bps*)
Zhejiang Chint Electrics Co., Ltd Class A	China	Industrials	90
China Resources Land Limited	China	Real Estate	48
Shanghai International Airport Co., Ltd. Class A	China	Industrials	10
Yum China Holdings Inc	China	Consumer Discretionary	2
President Chain Store Corporation	Taiwan	Consumer Staples	1

Bottom 5 contributors to absolute performance

3 months to 30 June 2022

Stock name	Country	Sector	Value added (bps*)
Taiwan Semiconductor Manufacturing Co. Ltd.	Taiwan	Information Technology	-205
Techtronic Industries Co., Ltd.	Hong Kong	Industrials	-138
Silergy Corp	China	Information Technology	-105
China Merchants Bank Co., Ltd. Class H	China	Financials	-74
MediaTek Inc	Taiwan	Information Technology	-59

12 months to 30 June 2022

Stock name	Country	Sector	Value added (bps*)
Tencent Holdings Ltd.	China	Communication Services	-228
Taiwan Semiconductor Manufacturing Co. Ltd.	Taiwan	Information Technology	-193
Techtronic Industries Co., Ltd.	Hong Kong	Industrials	-141
ANTA Sports Products Ltd.	China	Consumer Discretionary	-131
Silergy Corp	China	Information Technology	-128

Stock contributions show the impact of the individual stock's performance to the total fund performance. These stock contributions show the top 5 and bottom 5 contributors to the fund and are not representative of the performance of the fund as a whole. Past performance is not indicative of future performance. Reference to specific securities (if any) is included for the purpose of illustration only and should not be construed as a recommendation to buy or sell the same. All securities mentioned herein may or may not form part of the holdings of First Sentier Investors' portfolios at a certain point in time, and the holdings may change over time. This stock information does not constitute any offer or inducement to enter into investment activity. Contributions are calculated at the investee company level before the deduction of any fees incurred at fund level (e.g. the management fee and other fund expenses) but after deduction of transactional costs. Stocks held/listed in non-index countries have economic activity > 50% from developing economies.

* A basis point is a unit of measure used in finance to describe the percentage change in value or rate of a financial instrument. One basis point is equivalent to 0.01% (1/100th of a percent) or 0.0001 in decimal form.

Data source: This information is calculated by First Sentier Investors.

Important information

This document is prepared by First Sentier Investors (Singapore) ("FSI") (Co. Reg No. 196900420D.) whose views and opinions expressed or implied in the document are subject to change without notice. FSI accepts no liability whatsoever for any loss, whether direct or indirect, arising from any use of or reliance on this document. This document is published for general information and general circulation only and does not have any regard to the specific investment objectives, financial situation and particular needs of any specific person who may receive this document. Investors may wish to seek advice from a financial adviser and should read the Prospectus, available from First Sentier Investors (Singapore) or any of our Distributors before deciding to subscribe for the Fund. In the event that the investor chooses not to seek advice from a financial adviser, he should consider carefully whether the Fund in question is suitable for him. Past performance of the Fund or the Manager, and any economic and market trends or forecast, are not indicative of the future or likely performance of the Fund or the Manager. The value of units in the Fund, and any income accruing to the units from the Fund, may fall as well as rise. Investors should note that their investment is exposed to fluctuations in exchange rates if the base currency of the Fund and/or underlying investment is different from the currency of your investment. Units are not available to US persons. Applications for units of the Fund must be made on the application forms accompanying the prospectus. Investments in unit trusts are not obligations of, deposits in, or guaranteed or insured by First Sentier Investors (Singapore), and are subject to risks, including the possible loss of the principal amount invested.

Reference to specific securities (if any) is included for the purpose of illustration only and should not be construed as a recommendation to buy or sell the same. In the event of discrepancies between the marketing materials and the Prospectus, the Prospectus shall prevail. In Singapore, this document is issued by First Sentier Investors (Singapore) whose company registration number is 196900420D. This advertisement or publication has not been reviewed by the Monetary Authority of Singapore.

First Sentier Investors (registration number 53236800B) and FSSA Investment Managers (registration number 53314080C) are business divisions of First Sentier Investors (Singapore). The FSSA Investment Managers logo is a trademark of the MUFG (as defined below) or an affiliate thereof.

First Sentier Investors (Singapore) is part of the investment management business of First Sentier Investors, which is ultimately owned by Mitsubishi UFJ Financial Group, Inc. ("MUFG"), a global financial group. First Sentier Investors includes a number of entities in different jurisdictions. MUFG and its subsidiaries are not responsible for any statement or information contained in this document. Neither MUFG nor any of its subsidiaries guarantee the performance of any investment or entity referred to in this document or the repayment of capital. Any investments referred to are not deposits or other liabilities of MUFG or its subsidiaries, and are subject to investment risk, including loss of income and capital invested.