

Global Listed Infrastructure Putting COVID-19 in the rear-view mirror

By Edmund Leung, CFA. Portfolio Manager

Global Listed Infrastructure | May 2021

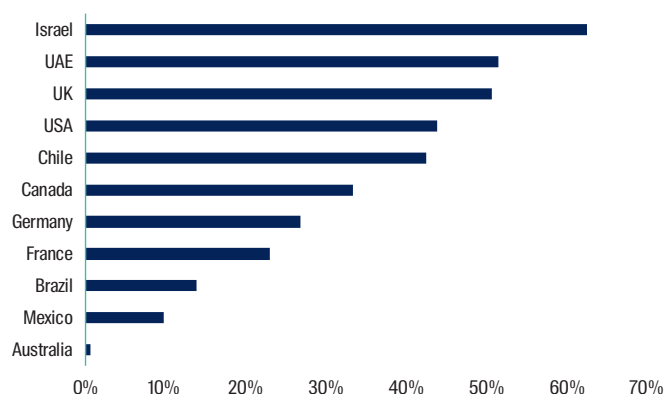
For Professional / Institutional Investors only

In parts of the world where COVID-19 is more under control, activity is returning to normal, particularly in toll roads and freight rail. Work-from-home is happening but with limited impact on road traffic. Airport passenger numbers are climbing especially as vaccines are delivered.

Checking in on the crystal ball

With COVID-19 vaccine rollouts under way in many countries (Figure 1), financial markets are looking toward the next stage of a post-vaccine world. With the huge disruption COVID-19 has caused our daily lives, as infrastructure investors, our (virtual) water cooler discussions invariably centre on the work and movement patterns that may prevail in the future.

Figure 1: People with at least one dose of COVID-19 vaccine



Source: Our World in Data, COVID-19 Vaccinations, Ritchie et al as at 1 May 2021

This note analyses a range of tangible evidence across various geographies where COVID-19 is largely under control, to consider what the new-normal might look like for various infrastructure sectors.

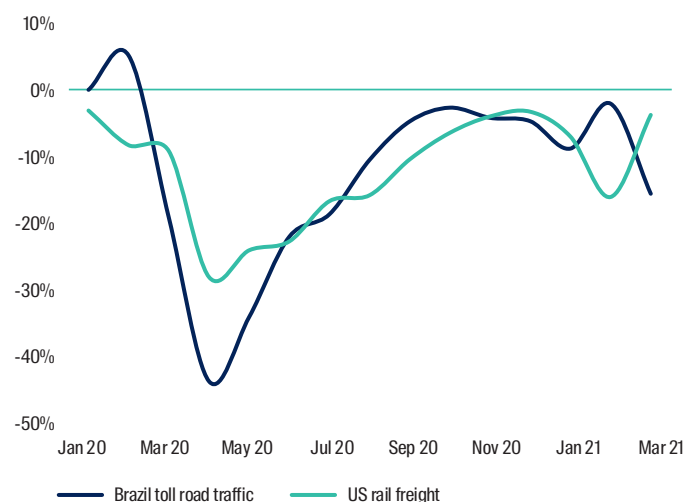
Infrastructure assets associated with the movement of freight have seen the least disruption, perhaps unsurprising given the mobility restrictions are on people, not goods. Toll road traffic has quickly rebounded to pre-pandemic levels with the work-from-home (WFH) effect being even less impactful than our already optimistic views. Airport volumes, particularly domestic passengers, have climbed where COVID-19 is well controlled and are strengthening as vaccination coverage rolls out.

Freight leading the way out

Infrastructure assets bring people together but one of the ways to combat COVID-19 is to stay apart. Whilst this has caused a significant impact on infrastructure associated with moving people, those assets focused on moving freight have been more immune.

The world's initial reaction to the spread of COVID-19 in early 2020 caused severe disruption. However, once society found a middle ground to keep the industrial economy running, volumes normalised rather quickly. US freight rail volumes have been notably resilient. With government stimulus working its way through the American economy it is expected that volumes will continue to pick up.

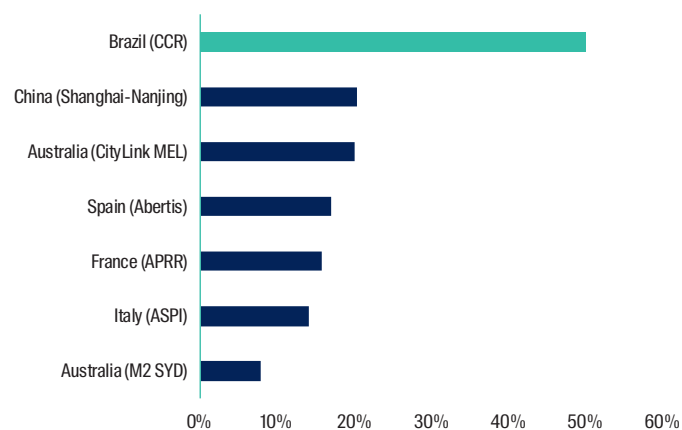
Figure 2: Freight-led volume recovery



Source: ABCR, AAR, Bloomberg, First Sentier Investors vs 2019
As at 31 March 2021

Brazilian toll road volumes also quickly returned to 2019 levels, led by heavy vehicle volumes. Given COVID-19 remains less under control there, it is perhaps surprising that road volumes have been so resilient. However, heavy vehicles represent almost 50% of Brazilian traffic. This is well above other toll roads around the world where trucks typically represent one-tenth to one-quarter of volumes.

Figure 3: Heavy vehicles as a proportion of traffic



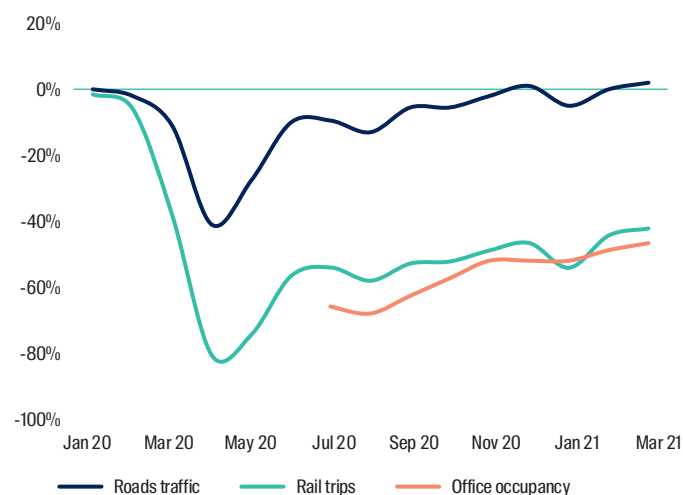
Source: Company reports 2019, First Sentier Investors

Toll roads less impacted by work-from-home

Many millions of words have been written exploring the future of the office, travel and work; and on predictions of future human behaviour. The subject of WFH has drawn a full spectrum of views, from some corporates claiming it is “an aberration”¹ to others who are providing staff with opportunities to work from anywhere with an open-ended timeframe. This has raised fears of a structural decline in toll road traffic once we get COVID-19 under control.

At the risk of being accused of home market bias, we have considered Sydney toll road traffic as an example of how WFH may affect toll road volumes. Sydney is one of the few places in the world where COVID-19 is more under control. There are relatively few restrictions on the movement or gathering of people, enabling it to serve as a leading indicator of how hybrid working environments could impact people flows.

Figure 4: Toll roads less impacted by WFH



Source: Transurban, Transport NSW, Property Council of Australia, First Sentier Investors estimates
 Roads - NSW / M2 M5 traffic vs 2019
 Rail - Sydney Trains trips vs 2019
 Office - Sydney CBD occupancy vs pre-COVID levels
 As at 31 March 2021

As per Figure 4, the data over 2020 and early 2021 has shown that whilst WFH has clearly impacted CBD office occupancy (consistent with anecdotal evidence of 2-3 days in the office and surveys of a desire to spend some time working from home), the impact on toll road traffic is much less pronounced. In fact, on certain roads, traffic is back to pre-pandemic levels.

We believe there are a number of reasons behind the resilience in toll road traffic:

- Not all road traffic is office commuter traffic and not all occupations are able to work from home. Medical, services, construction, manufacturing, education are examples of some industries where it is more challenging to work virtually.
- Modal shift from public transport / trains to private vehicles as drivers are better equipped to practise social distancing. Figure 4 shows the decline in passenger rail was greater than roads and the recovery is slower to materialise.
- Induced demand effect on toll roads
- Positive effect of more truck trips from e-commerce / online shopping.

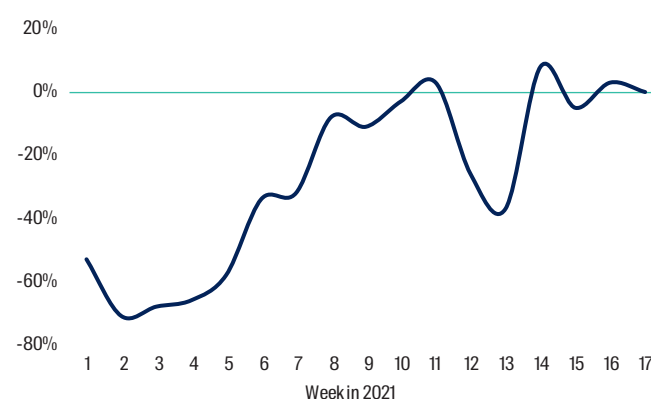
Induced demand

Induced demand is recognised amongst transport planners and academics as the phenomenon where additional road capacity brings extra demand. For example, Beck and Bliemer² found evidence of a 38% increase in Sydney Harbour crossings three years after a new tunnel was opened to supplement the existing bridge.

Whilst there are public health interdependences at play during this pandemic, it is not unreasonable to expect that if road congestion was lower (in effect freeing up capacity) it encourages commuters to switch from one mode of transport (public / rail) to another (private vehicles).

Looking further afield, Israel has been an early mover in vaccine coverage (see Figure 1). As daily case counts have decreased and restrictions lifted, traffic congestion in Tel Aviv has trended back towards 2019 levels as per data from TomTom³, a navigation firm.

Figure 5: Tel Aviv congestion compared to 2019 average



Source: TomTom, First Sentier Investors
 Data as at 23 April 2021

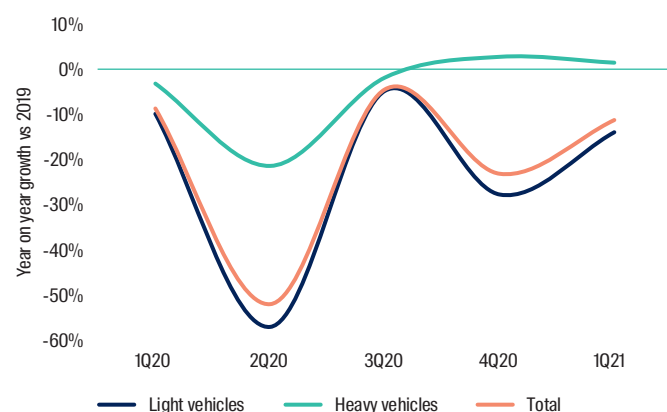
In France, which has navigated through various lockdowns, traffic volumes on long distance inter-city road networks quickly reverted to the prior year's levels once lockdowns were lifted, briefly, in mid-2020. Hopefully as vaccine coverage increases, the need for severe lockdowns will decrease.

¹ David Solomon, Goldman Sachs CEO, Feb 2021

² Beck, M and Bliemer, M (2015), Do more roads really mean less congestion for commuters?, <https://theconversation.com/do-more-roads-really-mean-less-congestion-for-commuters-39508>

³ https://www.tomtom.com/en_gb/traffic-index/tel-aviv-traffic/

Figure 6: Vinci's French toll road volumes



Source: Company reports, First Sentier Investors
Data as at 31 March 2021

We appreciate these are selected examples and hope to expand our analysis further as more regions ease out of lockdowns. Further, we understand each city has varying choices between road and rail. However these examples further support our investment thesis that in a COVID-19 controlled environment (perhaps aided by effective vaccines), toll road volumes have a good chance of rapidly recovering to pre-pandemic levels.

Glimmers of hope for air travel

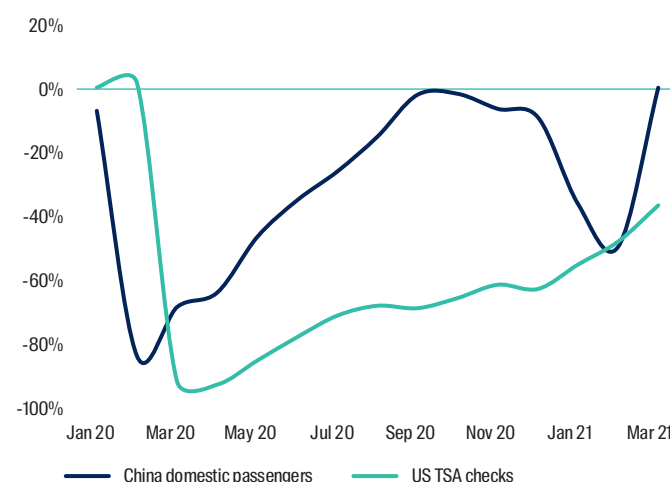
No part of the infrastructure universe has borne the brunt of COVID-19 more heavily than airports. As eager travellers wait for borders to open up, how do we gain confidence that demand for air travel will actually return?

The aviation industry has a long history of rebounding from unpredictable shocks such as terrorism and epidemics. It has previously taken anywhere from a few months to a few years to recover from prior events. Provided vaccine efficacy and take-up remains high for COVID-19, our expectation is that air travel volumes will recover again, just as they have in the past. We believe humans are curious and in the long-term will venture out again. In the near term, we can look at some large air travel markets to provide assurance that there is a path to recovery once restrictions are eased.

China was one of the first countries to emerge from lockdowns, and in the second half of 2020 saw domestic travel rapidly trend towards 2019 levels despite the absence of vaccines at the time. The United States dealt with a number of waves of coronavirus in 2020 but as vaccines have been progressively rolled out, the demand for air travel, as measured by the number of airport security checks, has accelerated as well.

Figure 7 gives us cause to be optimistic, as it demonstrates a strong underlying desire to travel despite limited vaccine availability at the time. This bodes well for demand in the future when more vaccines are available. These trends are consistent with our expectations that an air travel recovery will be led by domestic travel, followed by leisure/visiting friends and relatives (VFR) passengers - with business travel the most debatable category.

Figure 7: Air travel normalising



Source: CAAC, TSA, Bloomberg, First Sentier Investors
Data as at 31 March 2021

Some bold claims have been made about the demise of business travel with some business leaders⁴ calling for more than 50% to disappear. Conversely, an executive from a large European infrastructure company recently observed that air travel has grown over many years, despite the availability of modern communications. This points to a fundamental appetite to travel.

Whilst a great deal can be accomplished by video meetings, we look forward to travelling again to conduct investment due diligence, meet investors and inspect assets in our role as bottom-up fundamental infrastructure investors. Anecdotal, we are being offered in-person meetings in the US again. Our favourite annual US communications infrastructure industry conference is three months later than usual, but is planned to be in-person.

It is easy to imagine a scenario faced by corporates when vaccination rates are high and their suppliers, customers or competitors are attending an in-person event. In that situation the decision of whether or not to travel may be less clear cut.

Inspecting the aerobridges at Frankfurt Airport



Source: First Sentier Investors

⁴ Bill Gates, co-founder Microsoft, Nov 2020

Conclusion

2020 was a year like no other for Global Listed Infrastructure, with significant disruptions to road, rail and airport volumes. As some parts of the world are managing to get COVID-19 under control or are becoming highly vaccinated, they are re-opening their economies. Our analysis shows clear evidence that transport infrastructure activity, by and large, then rapidly returns to pre-pandemic levels.

Important Information

The information contained within this document is generic in nature and does not contain or constitute investment or investment product advice. The information has been obtained from sources that First Sentier Investors ("FSI") believes to be reliable and accurate at the time of issue but no representation or warranty, expressed or implied, is made as to the fairness, accuracy, completeness or correctness of the information. Neither FSI, nor any of its associates, nor any director, officer or employee accepts any liability whatsoever for any loss arising directly or indirectly from any use of this document.

This document has been prepared for general information purpose. It does not purport to be comprehensive or to render special advice. The views expressed herein are the views of the writer at the time of issue and may change over time. This is not an offer document, and does not constitute an investment recommendation. No person should rely on the content and/or act on the basis of any matter contained in this document without obtaining specific professional advice. The information in this document may not be reproduced in whole or in part or circulated without the prior consent of FSI. This document shall only be used and/or received in accordance with the applicable laws in the relevant jurisdiction.

Reference to specific securities (if any) is included for the purpose of illustration only and should not be construed as a recommendation to buy or sell the same. All securities mentioned herein may or may not form part of the holdings of First Sentier Investors' portfolios at a certain point in time, and the holdings may change over time.

In Hong Kong, this document is issued by First Sentier Investors (Hong Kong) Limited and has not been reviewed by the Securities & Futures Commission in Hong Kong. In Singapore, this document is issued by First Sentier Investors (Singapore) whose company registration number is 196900420D. This advertisement or publication has not been reviewed by the Monetary Authority of Singapore. First Sentier Investors is a business name of First Sentier Investors (Hong Kong) Limited. First Sentier Investors (registration number 53236800B) is a business division of First Sentier Investors (Singapore).

First Sentier Investors (Hong Kong) Limited and First Sentier Investors (Singapore) are part of the investment management business of First Sentier Investors, which is ultimately owned by Mitsubishi UFJ Financial Group, Inc. ("MUFG"), a global financial group. First Sentier Investors includes a number of entities in different jurisdictions.

MUFG and its subsidiaries are not responsible for any statement or information contained in this document. Neither MUFG nor any of its subsidiaries guarantee the performance of any investment or entity referred to in this document or the repayment of capital. Any investments referred to are not deposits or other liabilities of MUFG or its subsidiaries, and are subject to investment risk, including loss of income and capital invested.