

FSSA Regional China Fund

Investment objective and strategy

The Fund aims to achieve long term capital appreciation and invests all or substantially all of its assets in the FSSA Greater China Growth Fund (the “Underlying Sub-Fund”), under the Dublin registered First Sentier Investors Global Umbrella Fund plc.

The Underlying Sub-Fund invests primarily (at least 70% of its net asset value) in equity securities or equity-related securities issued by companies with either assets in, or revenues derived from, the People’s Republic of China, Hong Kong, and Taiwan and which are listed, traded or dealt in on regulated markets in the People’s Republic of China, Hong Kong, Taiwan, the U.S., Singapore, Korea, Thailand and Malaysia or in a member state of the OECD.

On 22 September 2020, First State Regional China Fund was rebranded as FSSA Regional China Fund.

Fund information

Fund Size (\$m)	660.0
Benchmark	MSCI Golden Dragon Index
Number Of Holdings	50

Available share classes

Share Class	Inception Date	Nav/Per Share	ISIN Code
Class A (SGD - Acc)	01 Nov 1993	S\$5.5907	SG9999000194

About FSSA Investment Managers

FSSA Investment Managers is an autonomous investment management team within First Sentier Investors, with dedicated investment professionals based in Hong Kong, Singapore and Edinburgh. We are specialists in Asia Pacific and Global Emerging Markets equity strategies, managing assets on behalf of clients globally.

We are bottom-up investors, using fundamental research and analysis to construct high-conviction portfolios. We conduct more than a thousand direct company meetings a year, seeking to identify high quality companies to invest in. We look for founders and management teams that act with integrity and risk awareness; and dominant franchises that have the ability to deliver sustainable and predictable returns over the long term. As responsible, long-term shareholders, we have integrated ESG analysis into our investment process and engage extensively on environmental, labour and governance issues.



Annualised Performance in SGD (%) to 31 December 2020 ^

	Since Inception	10yrs	5yrs	3yrs	1yr
Fund (Ex initial charges)	9.4	10.3	15.0	11.9	27.0
Fund (Inc initial charges)	9.2	9.8	13.8	10.0	20.7
Benchmark	5.6	8.7	14.1	10.5	26.3

Cumulative Performance in SGD (%) to 31 December 2020 ^

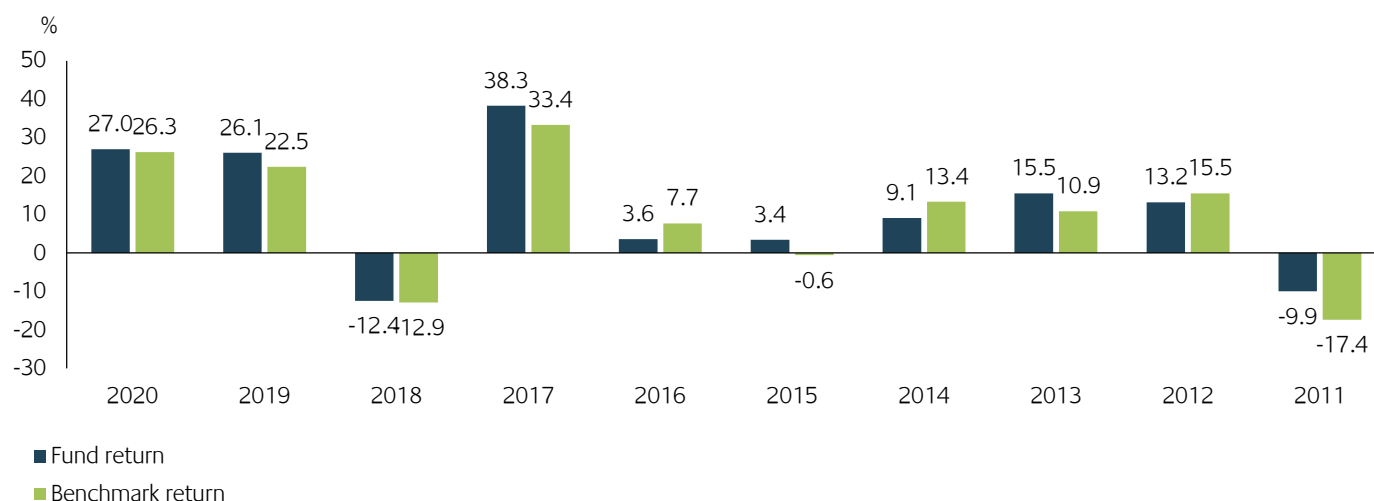
	Since Inception	5yrs	3yrs	1yr	3mths
Fund (Ex initial charges)	1,058.7	101.1	40.2	27.0	13.9
Fund (Inc initial charges)	1,000.8	91.0	33.2	20.7	8.2
Benchmark	334.9	93.6	34.8	26.3	10.5

^ The performance prior to 18 Oct 02 is in relation to the Fund before its conversion to a feeder fund.

Performance Review

Over the past 12 months, key contributors to performance included Tencent, which rose on continued growth in its social advertising and financial technology segments. The company has also benefitted from increased engagement on social media apps and gaming amid Covid-19 lockdowns. Taiwan Semiconductor (TSMC) outperformed, driven by improved profitability and solid sales growth guidance. The company has increased capital expenditure and added capacity, as it continues to see strong customer demand. On the negative side, China Taiping Insurance also detracted from performance, as the company had been de-rated for its over-aggressive expansion. A new chairman has been appointed to stabilise the business and slow its growth momentum; however, its changing product strategy resulted in lower agent productivity and a weaker product mix. AAC Technologies declined on concerns about weaker demand for its acoustics and haptics products.

Calendar Year Performance (% in SGD) to 31 December 2020



Source: Lipper and First Sentier Investors, single pricing basis with net income reinvested. Unless otherwise specified, all information contained in this document is as at 31 December 2020. Investment involves risks, past performance is not a guide to future performance.

Past performance is not indicative of future performance. Reference to specific securities (if any) is included for the purpose of illustration only and should not be construed as a recommendation to buy or sell the same. All securities mentioned herein may or may not form part of the holdings of First Sentier Investors' portfolios at a certain point in time, and the holdings may change over time.



Portfolio Review

New additions over the quarter included Sino Biopharm, one of the top drug companies in China. Their portfolio is going through a transition period, as legacy products have been hit by group purchase (GPO). As the government continues to cut generic prices, Sino Biopharm will need to invest in innovative drugs to grow in the future, and has been increasing expenditure on R&D. Additionally, the newly appointed professional CEO is highly experienced in capital markets and business development and could help drive the company forward.

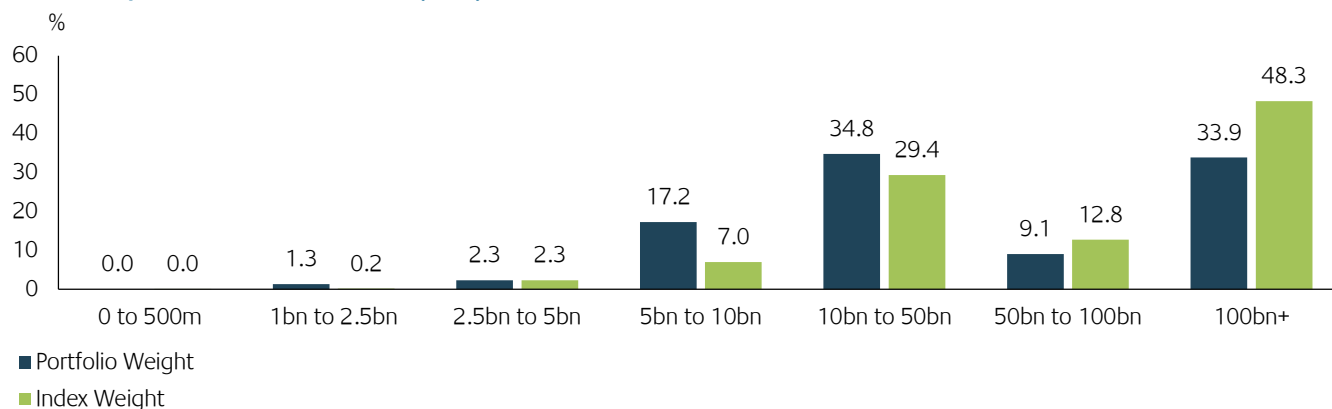
We divested Trip.com on concerns about long-term alignment with management.

Stock Spotlight

Midea Group is China's largest home appliances company, with a comprehensive product portfolio that includes air conditioners, refrigerators, washing machines and small home appliances. We believe Midea is well-positioned to benefit from rising income levels and the "premium-isation" trend in China (as incomes rise, consumers demand better quality and more expensive products).

Midea's strong emphasis on research and development have improved its product quality over the years; and its market share in most home appliance categories in China ranks it among the top three. Meanwhile, its acquisitions of Kuka (top 4 industrial robot company) and Toshiba (Japanese premium brand home appliances) add new areas of growth, especially in areas such as logistics and industrials.

Market Capitalisation Breakdown (SGD)



Source: First Sentier Investors as at 31 December 2020. Portfolio weights may not add up to 100% as cash holdings are excluded and full coverage of stocks is not always available. This information is calculated by First Sentier Investors. Past performance is not indicative of future performance. Reference to specific securities (if any) is included for the purpose of illustration only and should not be construed as a recommendation to buy or sell the same. All securities mentioned herein may or may not form part of the holdings of First Sentier Investors' portfolios at a certain point in time, and the holdings may change over time.



Outlook

China is eyeing a broad-based recovery, as the country has effectively controlled Covid-19 and is recovering well from the pandemic. From the economic data, industrial production, fixed asset investment and retail sales have all been improving steadily. The laggards are in travel and contract-based services such as leisure and entertainment, though these segments are also starting to show signs of an uptick. Export has been strong, thanks to improved demand from the US and Europe, as well as manufacturing companies that have relocated their production to China.

Looking forward, we expect the domestic recovery to continue, as activities normalise and the government continues to pledge support to the economy. Fundamentals are improving, with leading companies being the main beneficiaries as they have gained market share during the more challenging period. After a strong re-rating of valuations in the last two years, we expect earnings growth to be the main driver for investment returns. We believe the Chinese government will be more aggressive in fiscal policies but more prudent in monetary policies as inflation risk could emerge in 2021. We also expect more favourable industrial policies to support innovation in several key sectors, such as biotech, information technology, alternative energy and advanced manufacturing. At the same time, supply side reform will continue. We believe China's economic cycles should be less volatile in future. We continue to seek good quality companies that can benefit from China's increasing urbanisation, consumption upgrading, technical innovation, and the rise in healthcare spending. We aim to buy when they are trading at reasonable valuations, while striving to avoid permanent capital loss. Although there are still many uncertainties – and the tail risk of the Covid-19 virus cannot be ruled out – we believe companies with strong management and technical execution capabilities should emerge stronger as the global crisis subsides.

Our long-term investment themes:

- Dominant consumer franchises which have an edge in brand, distribution and innovation.
- The rise in healthcare spending, due to increasing incomes and healthy consumer choices.
- Beneficiaries of a smarter, more connected world.
- An ageing population and the growing trend of automation.
- Globally competitive exporters with a growing international business.

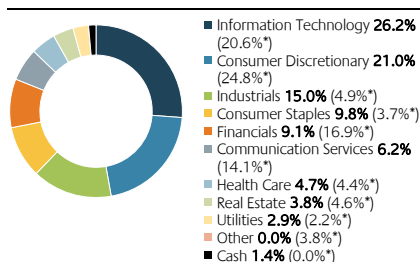
Ten Largest Company Holdings as at 31 December 2020

Stock Name	Country	Sector	Portfolio Weight (%)	Index Weight (%)
Taiwan Semiconductor (TSMC)	Taiwan	Information Technology	8.8	10.1
Tencent Holdings Ltd.	China	Communication Services	6.2	9.1
Midea Group	China	Consumer Discretionary	4.8	0.0
AIA Group Limited	Hong Kong	Financials	4.4	3.2
China Mengniu Dairy Co. Ltd.	China	Consumer Staples	3.9	0.4
China Merchants Bank Co., Ltd. Class H	China	Financials	3.8	0.5
Zhejiang Chint Electrics Co Ltd	China	Industrials	3.4	0.0
Advantech	Taiwan	Information Technology	3.4	0.1
JD.com, Inc. Sponsored ADR Class A	China	Consumer Discretionary	3.2	1.7
ENN Energy Holdings Limited	China	Utilities	2.9	0.3

Source: First Sentier Investors as at 31 December 2020. Sector and Share class classifications provided by FactSet and First Sentier Investors. The Fund may hold multiple equity securities in the same company, which have been combined to provide the Fund's total position in that company. Index weights, if any, typically include only the main domestic-listed security. The above Fund weightings may or may not include reference to multiple securities. Allocation percentage is rounded to the nearest one decimal place and the total allocation percentage may not add up to 100%.

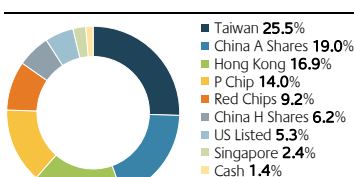
Past performance is not indicative of future performance. Reference to specific securities (if any) is included for the purpose of illustration only and should not be construed as a recommendation to buy or sell the same. All securities mentioned herein may or may not form part of the holdings of First Sentier Investors' portfolios at a certain point in time, and the holdings may change over time.

Sector Breakdown



*Index Weight

Share Class Breakdown





Top 5 contributors to absolute performance

3 months to 31 December 2020

Stock Name	Country	Sector	Value added (bps*)
Taiwan Semiconductor Manufacturing Co. Ltd.	Taiwan	Information Technology	223
Midea Group Co. Ltd	China	Consumer Discretionary	182
China Merchants Bank Co., Ltd. Class H	China	Financials	122
AIA Group Limited	Hong Kong	Financials	107
China Mengniu Dairy Co. Ltd.	China	Consumer Staples	105

12 months to 31 December 2020

Stock Name	Country	Sector	Value added (bps*)
Taiwan Semiconductor Manufacturing Co. Ltd.	Taiwan	Information Technology	530
Tencent Holdings Ltd.	China	Communication Services	366
Midea Group Co. Ltd	China	Consumer Discretionary	330
Techtronic Industries Co., Ltd.	Hong Kong	Industrials	208
JD.com, Inc. Sponsored ADR Class A	China	Consumer Discretionary	205

Bottom 5 contributors to absolute performance

3 months to 31 December 2020

Stock name	Country	Sector	Value added (bps*)
Alibaba Group Holding	China	Consumer Discretionary	-59
CSPC Pharmaceutical Group Ltd.	China	Health Care	-45
Laobaixing Pharmacy Chain JSC Class A	China	Consumer Staples	-44
China Resources Land Limited	China	Real Estate	-19
51job Inc Sponsored ADR	China	Industrials	-18

12 months to 31 December 2020

Stock name	Country	Sector	Value added (bps*)
AAC Technologies Holdings Inc.	China	Information Technology	-88
CSPC Pharmaceutical Group Ltd.	China	Health Care	-58
China Taiping Insurance Holdings Co., Ltd.	China	Financials	-48
51job Inc Sponsored ADR	China	Industrials	-43
CK Hutchison Holdings Ltd	Hong Kong	Industrials	-39

Stock Contributions show the impact of the individual stock's performance to the total fund performance. These stock contributions show the top 5 and bottom 5 contributors to the fund and are not representative of the performance of the fund as a whole.

Past performance is not indicative of future performance. Reference to specific securities (if any) is included for the purpose of illustration only and should not be construed as a recommendation to buy or sell the same. All securities mentioned herein may or may not form part of the holdings of First Sentier Investors' portfolios at a certain point in time, and the holdings may change over time.

This stock information does not constitute any offer or inducement to enter into investment activity.

Contributions are calculated at the investee company level before the deduction of any fees incurred at fund level (e.g. the management fee and other fund expenses) but after deduction of transactional costs. Stocks held/listed in non-index countries have economic activity > 50% from developing economies.

* A basis point is a unit of measure used in finance to describe the percentage change in value or rate of a financial instrument. One basis point is equivalent to 0.01% (1/100th of a percent) or 0.0001 in decimal form.

Data source: This information is calculated by First Sentier Investors.



Disclaimer

This document is prepared by First Sentier Investors (Singapore) ("FSI") (Co. Reg No. 196900420D.) whose views and opinions expressed or implied in the document are subject to change without notice. FSI accepts no liability whatsoever for any loss, whether direct or indirect, arising from any use of or reliance on this document. This document is published for general information and general circulation only and does not have any regard to the specific investment objectives, financial situation and particular needs of any specific person who may receive this document. Investors may wish to seek advice from a financial adviser and should read the Prospectus, available from First Sentier Investors (Singapore) or any of our Distributors before deciding to subscribe for the Fund. In the event that the investor chooses not to seek advice from a financial adviser, he should consider carefully whether the Fund in question is suitable for him. Past performance of the Fund or the Manager, and any economic and market trends or forecast, are not indicative of the future or likely performance of the Fund or the Manager. The value of units in the Fund, and any income accruing to the units from the Fund, may fall as well as rise. Investors should note that their investment is exposed to fluctuations in exchange rates if the base currency of the Fund and/or underlying investment is different from the currency of your investment. Units are not available to US persons. Applications for units of the Fund must be made on the application forms accompanying the prospectus. Investments in unit trusts are not obligations of, deposits in, or guaranteed or insured by First Sentier Investors (Singapore), and are subject to risks, including the possible loss of the principal amount invested.

Reference to specific securities (if any) is included for the purpose of illustration only and should not be construed as a recommendation to buy or sell the same. In the event of discrepancies between the marketing materials and the Prospectus, the Prospectus shall prevail. In Singapore, this document is issued by First Sentier Investors (Singapore) whose company registration number is 196900420D. This advertisement or publication has not been reviewed by the Monetary Authority of Singapore.

First Sentier Investors (registration number 53236800B) and FSSA Investment Managers (registration number 53314080C) are business divisions of First Sentier Investors (Singapore). The FSSA Investment Managers logo is a trademark of the MUFG (as defined below) or an affiliate thereof.

First Sentier Investors (Singapore) is part of the investment management business of First Sentier Investors, which is ultimately owned by Mitsubishi UFJ Financial Group, Inc. ("MUFG"), a global financial group. First Sentier Investors includes a number of entities in different jurisdictions. MUFG and its subsidiaries are not responsible for any statement or information contained in this document. Neither MUFG nor any of its subsidiaries guarantee the performance of any investment or entity referred to in this document or the repayment of capital. Any investments referred to are not deposits or other liabilities of MUFG or its subsidiaries, and are subject to investment risk, including loss of income and capital invested.