



Stewart Investors
Sustainable Funds Group

Stewart Investors Worldwide Leaders Sustainability Fund (UK OEIC)

Q2

1 April - 30 June 2021



Image location: Indonesia

Contents

Portfolio Overview	1
Performance	2
Portfolio Allocation and Stock Holdings	3
Stock Contribution	4
Risk Analysis	5
Disclaimer	6

Risk Factors

This document is a financial promotion for the Stewart Investors Worldwide Leaders Sustainability Fund in the UK and Switzerland and elsewhere where lawful. Investing involves certain risks including:

- **The value of investments and any income from them may go down as well as up and are not guaranteed. Investors may get back significantly less than the original amount invested.**
- **Emerging market risk:** Emerging markets tend to be more sensitive to economic and political conditions than developed markets. Other factors include greater liquidity risk, restrictions on investment or transfer of assets, failed/delayed settlement and difficulties valuing securities.
- **Currency risk:** The Fund invests in assets which are denominated in other currencies; changes in exchange rates will affect the value of the Fund and could create losses. Currency control decisions made by governments could affect the value of the Fund's investments and could cause the Fund to defer or suspend redemptions of its shares.
- **Concentration risk:** The Fund invests in a relatively small number of companies which may be riskier than a Fund that invests in a large number of companies.

Reference to specific securities (if any) is included for the purpose of illustration only and should not be construed as a recommendation to buy or sell. Reference to the names of any company is merely to explain the investment strategy and should not be construed as investment advice or a recommendation to invest in any of those companies.

For a full description of the terms of investment and the risks please see the Prospectus and Key Investor Information Document.

If you are in any doubt as to the suitability of our funds for your investment needs, please seek investment advice.

If you are unsure of the terminology used in this report, please seek independent financial advice.

Stewart Investors Worldwide Leaders Sustainability Fund

Portfolio Overview

30 June 2021

Investment Philosophy

Our investment approach founded in 1988 is based on:

- Stewardship
- An absolute return mindset*
- Bottom-up analysis*
- Long-term thinking
- Searching for quality companies
- Finding sustainable and predictable growth
- Strong valuation disciplines

Investment objective and policy

The Fund aims to achieve capital growth over the long term (at least five years).

The Fund mainly invests in shares of large and mid-sized companies around the world. These companies generally have a total stock market value of at least US\$3 billion. The Fund may invest in both developed and emerging market countries. Emerging market countries are those which are not classified as developed markets by MSCI or FTSE, or which are categorised by the World Bank as middle or low-income, or which are not members of the Organisation for Economic Co-operation and Development. The Fund may invest in any industry. The Fund invests in shares of high quality companies which are positioned to benefit from, and contribute to, the sustainable development of the countries in which they operate. Investment decisions around high quality companies are based on three key points: (i) Quality of management. (ii) Quality of the company including its social usefulness, their environmental impacts and efficiency and responsible business practices. (iii) Quality of the company's finances and their financial performance. Sustainability is a key part of the approach. The Fund may invest up to 10% in other funds. The Fund may use derivatives to reduce risk or to manage the Fund more efficiently.

Fund Information

Fund Launch Date	30 July 1999
Fund Size (£m)	45.4
UK's Investment Association Sector	Global
Benchmark	MSCI AC World Net Index*
Number Of Holdings	40
Fund Manager(s)	Sashi Reddy/David Gait

* The benchmark changed from MSCI World Index to MSCI All Countries World Index Free on 27/01/2014. The benchmark and IA sector for this Fund have been identified as a means by which investors can compare the performance of the Fund and have been chosen because their constituents most closely represent the scope of the investable assets. The benchmark and sector are not used to limit or constrain how the portfolio is constructed nor are they part of a target set for Fund performance.

Available Share Classes

ISIN	Sedol	Share Class
GB0030978612	3097861	Stewart Investors Worldwide Leaders Sustainability Fund GBP Class A (Accumulation)
GB0030978729	3097872	Stewart Investors Worldwide Leaders Sustainability Fund GBP Class B (Accumulation)
GB00BN4RCW39	BN4RCW3	Stewart Investors Worldwide Leaders Sustainability Fund EUR Class B (Accumulation)
GB00B2PF3378	B2PF337	Stewart Investors Worldwide Leaders Sustainability Fund EUR Class A (Accumulation)

For further information

Head of European & UK Wholesale

Graham Fox +44 (0)20 7332 6530 graham.fox@firstsentier.com

Head of Middle East & Africa

Ali Karmali +65 8809 3539 Ali.Karmali@firstsentier.com

Sales Director - Europe & Third Party Distributions

Marc Bishop +44 (0)20 7332 6556 marc.bishop@firstsentier.com

Sales Director - Europe

Eva von Sydow +33 (0)1 72 25 66 36 eva.vonsydow@firstsentier.com

Sales Manager - Europe

Robert Retz +49 (0) 69 710 456 304 robert.retz@firstsentier.com

Sales Director - South West & Midlands

Carl Tomlin +44 (0)7825 935634 carl.tomlin@firstsentier.com

Sales Director - South England & Channel Islands

Tom Burton +44 (0)20 7332 6559 tom.burton@firstsentier.com

Business Development Manager - Scotland, North of England & Ireland

Ross Stewart +44 (0)131 473 2482 ross.stewart@firstsentier.com

Institutional Relationship Management

Christopher Ward +44 (0)131 473 2480 christopher.ward@stewartinvestors.com

Kerri Young +44 (0)131 473 2949 kerri.young@stewartinvestors.com

♦ **Absolute return:** a return provided by a share or portfolio which is not measured relative to another share or benchmark index.

♦ **Bottom-up:** analysis of a company focused principally on its management, franchise and financials rather than the broader industry in which it operates, or macroeconomic factors, such as economic growth.

Performance

30 June 2021

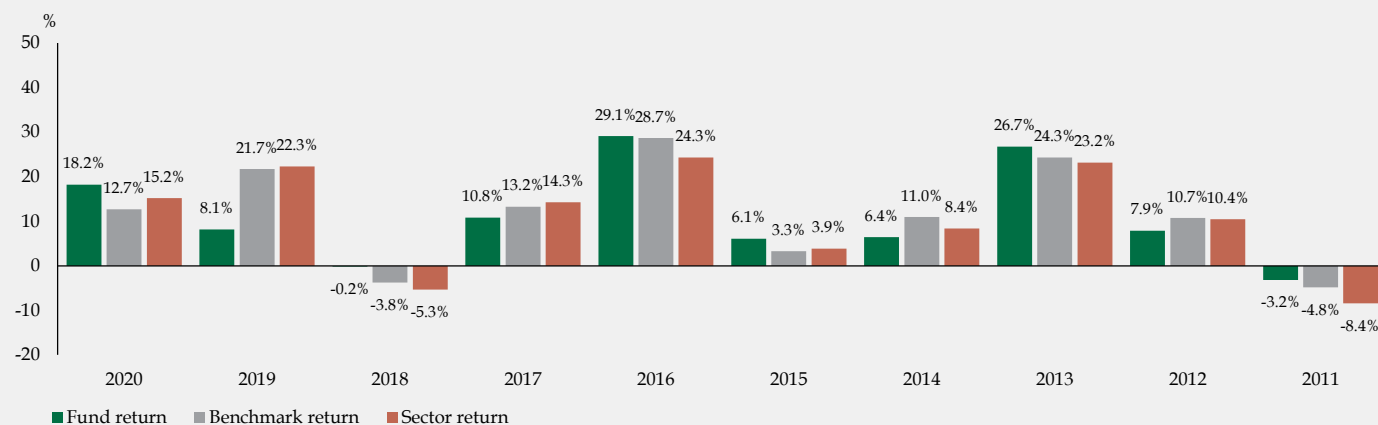
Annual Performance (% in GBP) to 30 June 2021

	12 mths to 30/06/21	12 mths to 30/06/20	12 mths to 30/06/19	12 mths to 30/06/18	12 mths to 30/06/17
Stewart Investors Worldwide Leaders Sustainability Fund	20.5	4.9	5.3	6.1	17.0
MSCI AC World Net Index	24.6	5.2	9.7	8.9	22.2
Sector return	25.9	5.4	7.8	9.7	23.2

Cumulative Performance (% in GBP) to 30 June 2021

	Since Inception	10 yrs	5 yrs	3 yrs	1 yr	YTD	6 mths	3 mths
Stewart Investors Worldwide Leaders Sustainability Fund	566.9	188.4	65.2	33.1	20.5	7.8	7.8	7.9
MSCI AC World Net Index	365.5	212.4	91.4	43.7	24.6	11.1	11.1	7.3
Sector return	442.8	195.0	92.9	43.5	25.9	10.5	10.5	7.0

Calendar Year Performance (% in GBP) to 30 June 2021



These figures refer to the past. Past performance is not a reliable indicator of future results. For investors based in countries with currencies other than GBP, the return may increase or decrease as a result of currency fluctuations. Since inception performance figures have been calculated from 05 November 2001. All performance data for the Stewart Investors Worldwide Leaders Sustainability Fund Class B (Accumulation) GBP as at 30 June 2021. Source for fund - Lipper IM / Stewart Investors. Performance data is calculated on a net basis by deducting fees incurred at fund level (e.g. the management fee and other fund expenses), save that it does not take account of initial charges or switching fees (if any). Income reinvested is included on a net of tax basis. Source for benchmark - MSCI, income reinvested net of tax.

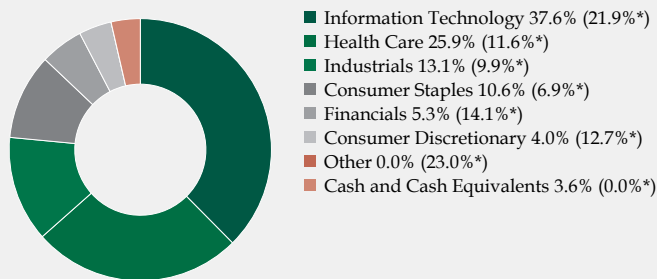
Portfolio Allocation and Stock Holdings

30 June 2021

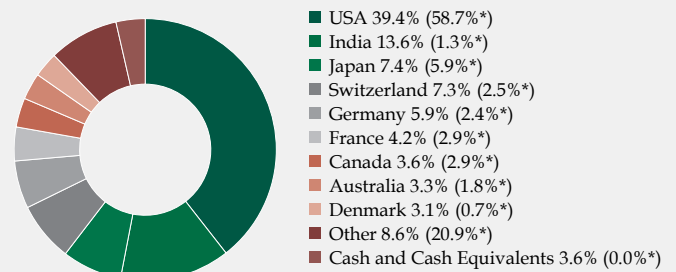
Ten Largest Holdings as at 30 June 2021

Stock Name	Country	Sector	Portfolio Weight (%)	Index Weight (%)
Fortinet, Inc.	USA	Information Technology	7.0	0.0
Tata Consultancy Serv. Ltd	India	Information Technology	4.3	0.1
bioMerieux SA	France	Health Care	4.2	0.0
Nestle S.A.	Switzerland	Consumer Staples	4.1	0.5
Mahindra & Mahindra Ltd.	India	Consumer Discretionary	4.0	0.0
Hoya Corp.	Japan	Health Care	3.9	0.1
Unicharm Corporation	Japan	Consumer Staples	3.4	0.0
Synopsys, Inc.	USA	Information Technology	3.3	0.1
CSL	Australia	Health Care	3.3	0.1
Coloplast A/S Class B	Denmark	Health Care	3.1	0.0

Sector Breakdown



Country Breakdown



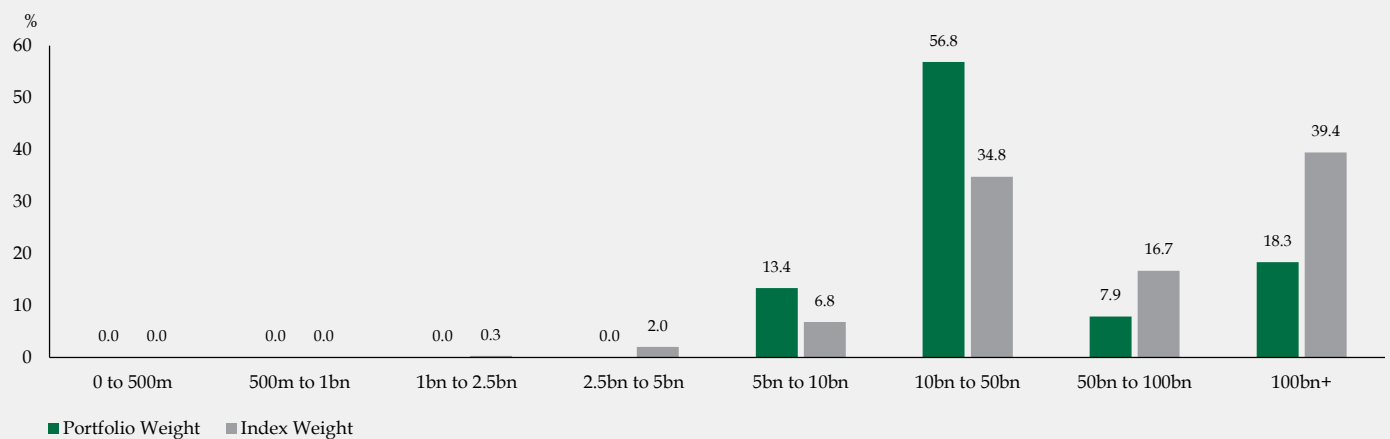
*Index Weight

*Index Weight

Sector and Country classifications provided by Factset and Stewart Investors.

Cash Equivalents may include T-Bills.

Market Capitalisation Breakdown (GBP)



Data source: For illustration purposes only. Portfolio weights may not add up to 100% as cash holdings are excluded and full coverage of stocks is not always available. This information is calculated by Stewart Investors.

Stock Contribution

30 June 2021

Top 5 contributors to absolute performance

3 months to 30 June 2021

Stock Name	Country	Sector	Value added (bps*)
Fortinet, Inc.	USA	Information Technology	183
Deutsche Post AG	Germany	Industrials	63
Edwards Lifesciences Corporation	USA	Health Care	60
Nestle S.A.	Switzerland	Consumer Staples	52
Hoya Corp.	Japan	Health Care	51

12 months to 30 June 2021

Stock Name	Country	Sector	Value added (bps*)
Fortinet, Inc.	USA	Information Technology	346
Tata Consultancy Services Limited	India	Information Technology	193
Mahindra & Mahindra Ltd.	India	Consumer Discretionary	135
Tech Mahindra Limited	India	Information Technology	132
Deutsche Post AG	Germany	Industrials	119

Bottom 5 contributors to absolute performance

3 months to 30 June 2021

Stock name	Country	Sector	Value added (bps*)
Royal Philips NV	Netherlands	Health Care	-38
bioMerieux SA	France	Health Care	-29
Unicharm Corporation	Japan	Consumer Staples	-15
Mahindra & Mahindra Ltd.	India	Consumer Discretionary	-15
Infineon Technologies AG	Germany	Information Technology	-15

12 months to 30 June 2021

Stock name	Country	Sector	Value added (bps*)
bioMerieux SA	France	Health Care	-76
Unicharm Corporation	Japan	Consumer Staples	-47
Beiersdorf AG	Germany	Consumer Staples	-21
Royal Philips NV	Netherlands	Health Care	-15
CSL	Australia	Health Care	-8

Stock Contributions show the impact of the individual stock's performance to the total fund performance. These stock contributions show the top 5 and bottom 5 contributors to the fund and are not representative of the performance of the fund as a whole.

These figures refer to the past. Past Performance is not a reliable indicator of future results. For investors based in countries with currencies other than GBP, the return may increase or decrease as a result of currency fluctuation.

This stock information does not constitute any offer or inducement to enter into investment activity.

Contributions are calculated at the investee company level before the deduction of any fees incurred at fund level (e.g. the management fee and other fund expenses) but after the deduction of transactional costs.

Stocks held/listed in non-index countries have economic activity > 50% from developing economies.

* A basis point is a unit of measure used in finance to describe the percentage change in value or rate of a financial instrument. One basis point is equivalent to 0.01% (1/100th of a percent) or 0.0001 in decimal form.

Data source: This information is calculated by Stewart Investors.

Risk Analysis

30 June 2021

Portfolio Risk Analysis - Ex-Post 3 Years Annualised to 30 June 2021

Risk Measure	Value	Risk Description
Information Ratio	-0.27	The fund's excess return divided by its tracking error. It is designed to assess a portfolio's performance relative to its level of benchmark risk. The higher the fund's information ratio, the more excess return it generates for each unit of tracking error.
Portfolio Standard Deviation	9.69%	A measure of how much the returns of the fund vary relative to the arithmetical average. The higher the fund's standard deviation, the more its returns tend to deviate from the mean.
Benchmark Standard Deviation	14.20%	A measure of how much the returns of the index vary relative to the arithmetical average. The higher the index's standard deviation, the more its returns tend to deviate from the mean.
Tracking Error	7.77%	The standard deviation of the difference between the fund's returns and those of the index. The higher the fund's tracking error, the more its performance relative to the benchmark may vary.

Portfolio Risk Analysis - Ex-Ante at 30 June 2021

Risk Measure	Value	Risk Description
Dividend Yield (Fund)	0.91%	The annual dividend yield paid per share divided by the share price. This factor measures the value of company shares according to the stream of dividend income resulting from share ownership.
Dividend Yield (Index)	1.65%	The annual dividend yield paid per share divided by the share price. This factor measures the value of company shares according to the stream of dividend income resulting from share ownership.
Price to Book (Fund)	6.79	The ratio of the company's book value (the sum of shareholders' equity plus accumulated retained earnings from the P & L account) to its share price. This factor has been one of the most successful measures of the intrinsic value of company shares.
Price to Book (Index)	2.96	The ratio of the company's book value (the sum of shareholders' equity plus accumulated retained earnings from the P & L account) to its share price. This factor has been one of the most successful measures of the intrinsic value of company shares.
Price to Earnings (Fund)	40.94	Annual earnings (adjusted for amortizations of intangibles, extraordinary charges and credits) per share divided by the share price. This factor measures the worth of a company's ability to support each share with after tax earnings.
Price to Earnings (Index)	22.37	Annual earnings (adjusted for amortizations of intangibles, extraordinary charges and credits) per share divided by the share price. This factor measures the worth of a company's ability to support each share with after tax earnings.

Data source: Ex-Post information is calculated by Stewart Investors, Ex-Ante information is provided by FactSet.

Disclaimer

30 June 2021

This document has been prepared for informational purposes only and is only intended to provide a summary of the subject matter covered and does not purport to be comprehensive. The views expressed are the views of the writer at the time of issue and may change over time. It does not constitute investment advice and/or a recommendation and should not be used as the basis of any investment decision. This document is not an offer document and does not constitute an offer or invitation or investment recommendation to distribute or purchase securities, shares, units or other interests or to enter into an investment agreement. No person should rely on the content and/or act on the basis of any material contained in this document.

This document is confidential and must not be copied, reproduced, circulated or transmitted, in whole or in part, and in any form or by any means without our prior written consent. The information contained within this document has been obtained from sources that we believe to be reliable and accurate at the time of issue but no representation or warranty, express or implied, is made as to the fairness, accuracy, or completeness of the information. We do not accept any liability whatsoever for any loss arising directly or indirectly from any use of this information.

References to "we" or "us" are references to Stewart Investors. Stewart Investors is a trading name of First Sentier Investors (UK) IM Limited and First Sentier Investors International IM Limited.

In the UK, issued by First Sentier Investors (UK) Funds Limited which is authorised and regulated by the Financial Conduct Authority (registration number 143359). Registered office Finsbury Circus House, 15 Finsbury Circus, London, EC2M 7EB number 2294743. Outside the UK and the EEA, issued by First Sentier Investors International IM Limited which is authorised and regulated in the UK by the Financial Conduct Authority (registered number 122512). Registered office: 23 St. Andrew Square, Edinburgh, EH2 1BB number SCO79063.

Certain funds referred to in this document are identified as sub-funds of First Sentier Investors ICVC, an open ended investment company registered in England and Wales ("OEIC"). Following the UK departure from the European Union, the OEIC has ceased to qualify as a UCITS scheme and is instead an Alternative Investment Fund ("AIF") for European Union purposes under the terms of the Alternative Investment Fund Managers Directive (2011/61/EU). Accordingly, no marketing activities relating to the OEIC are being carried-out by Stewart Investors in the European Union (or the additional EEA states) and the OEIC is not available for distribution in those jurisdictions. This document does not constitute an offer or invitation or investment recommendation to distribute or purchase shares in the OEIC in the European Union (or the additional EEA states). Further information is contained in the Prospectus and Key Investor Information Documents of the OEIC which are available free of charge by writing to: Stewart Investors, PO Box 404, Darlington, DL1 9UZ for the OEIC (telephone number 0800 587 4141 between 9am and 5pm (UK time) Monday to Friday) or by visiting www.stewartinvestors.com. Telephone calls may be recorded. The distribution or purchase of shares in the funds, or entering into an investment agreement with Stewart Investors may be restricted in certain jurisdictions.

Representative and Paying Agent in Switzerland: The representative and paying agent in Switzerland is BNP Paribas Securities Services, Paris, succursale de Zurich, Selnaustrasse 16, 8002 Zurich, Switzerland. Place where the relevant documentation may be obtained: The prospectus, key investor information documents (KIIDs), the instrument of incorporation as well as the annual and semi-annual reports may be obtained free of charge from the representative in Switzerland.

First Sentier Investors entities referred to in this document are part of First Sentier Investors a member of MUFG, a global financial group. First Sentier Investors includes a number of entities in different jurisdictions. MUFG and its subsidiaries do not guarantee the performance of any investment or entity referred to in this document or the repayment of capital. Any investments referred to are not deposits or other liabilities of MUFG or its subsidiaries, and are subject to investment risk including loss of income and capital invested.

Copyright © (2021) Stewart Investors
All rights reserved.