

# FSSA Asia Focus Fund (Irish VCC)

## Investment objective and policy

The Fund aims to grow your investment. The Fund invests at least 70% of its assets in shares of large and mid-sized companies based in or closely associated with the Asia Pacific region (excluding Japan). These companies generally have a total stock market value of at least US \$1 billion. The Fund may invest up to 100% of its assets in Emerging Markets in the Asia Pacific region and in any industry. The Fund will not invest more than 50% of its assets in China A Shares. The Fund may use derivatives with the aim of risk reduction or efficient management.

## Fund information

Fund Launch Date	11 March 2010
Fund Size (US\$m)	161.0
Benchmark	MSCI AC Asia Pacific ex Japan Net Index*
Number Of Holdings	46
Fund Manager(s)	Vinay Agarwal/Martin Lau

\* The benchmark of the Fund changed from MSCI AC Asia Pacific ex Japan Gross to MSCI AC Asia Pacific ex Japan Net with effect from 1 July 2016. This change has been reflected in the calculation of the benchmark performance.

## Available share classes

Share class	Sedol	ISIN
FSSA Asia Focus Fund USD Class I (Accumulation)	B0169L0	IE00B0169L03
FSSA Asia Focus Fund USD Class I (Distributing)	B521340	IE00B5213400
FSSA Asia Focus Fund USD Class III (Accumulation)	B0169M1	IE00B0169M10
FSSA Asia Focus Fund EUR Class VI (Accumulation)	BYXW345	IE00BYXW3453

## About FSSA Investment Managers

FSSA Investment Managers is an autonomous investment management team within First Sentier Investors, with dedicated investment professionals based in Hong Kong, Singapore and Edinburgh. We are specialists in Asia Pacific and Global Emerging Markets equity strategies, managing assets on behalf of clients globally.

We are bottom-up investors, using fundamental research and analysis to construct high-conviction portfolios. We conduct more than a thousand direct company meetings a year, seeking to identify high quality companies to invest in. We look for founders and management teams that act with integrity and risk awareness; and dominant franchises that have the ability to deliver sustainable and predictable returns over the long term. As responsible, long-term shareholders, we have integrated ESG analysis into our investment process and engage extensively on environmental, labour and governance issues.

## Risk Factors

This document is a financial promotion for the FSSA Asia Focus Fund in the EEA and elsewhere where lawful. Investing involves certain risks including:

- **The value of investments and any income from them may go down as well as up and are not guaranteed. Investors may get back substantially less than the original amount invested.**
- **Emerging market risk:** Emerging markets tend to be more sensitive to economic and political conditions than developed markets. Other factors include greater liquidity risk, restrictions on investment or transfer of assets, failed/delayed settlement and difficulties valuing securities.
- **Currency risk:** The Fund invests in assets which are denominated in other currencies; changes in exchange rates will affect the value of the Fund and could create losses. Currency control decisions made by governments could affect the value of the Fund's investments and could cause the Fund to defer or suspend redemptions of its shares.
- **Single country / specific region risk:** investing in a single country or specific region may be riskier than investing in a number of different countries or regions. Investing in a larger number of countries or regions helps spread risk.

Reference to specific securities (if any) is included for the purpose of illustration only and should not be construed as a recommendation to buy or sell. Reference to the names of any company is merely to explain the investment strategy and should not be construed as investment advice or a recommendation to invest in any of those companies.

For a full description of the terms of investment and the risks please see the Prospectus and Key Investor Information Document.

**If you are in any doubt as to the suitability of our funds for your investment needs, please seek investment advice.  
If you are unsure of the terminology used in this report, please seek independent financial advice.**

# FSSA Asia Focus Fund (Irish VCC)

## Quarterly Investment Report



### Annual Performance in USD (%) to 30 June 2021

	12 mths to 30/06/21	12 mths to 30/06/20	12 mths to 30/06/19	12 mths to 30/06/18	12 mths to 30/06/17
FSSA Asia Focus Fund	28.5	1.6	3.4	15.5	18.7
MSCI AC Asia Pacific ex Japan Net Index	39.3	-0.3	0.8	9.6	25.0

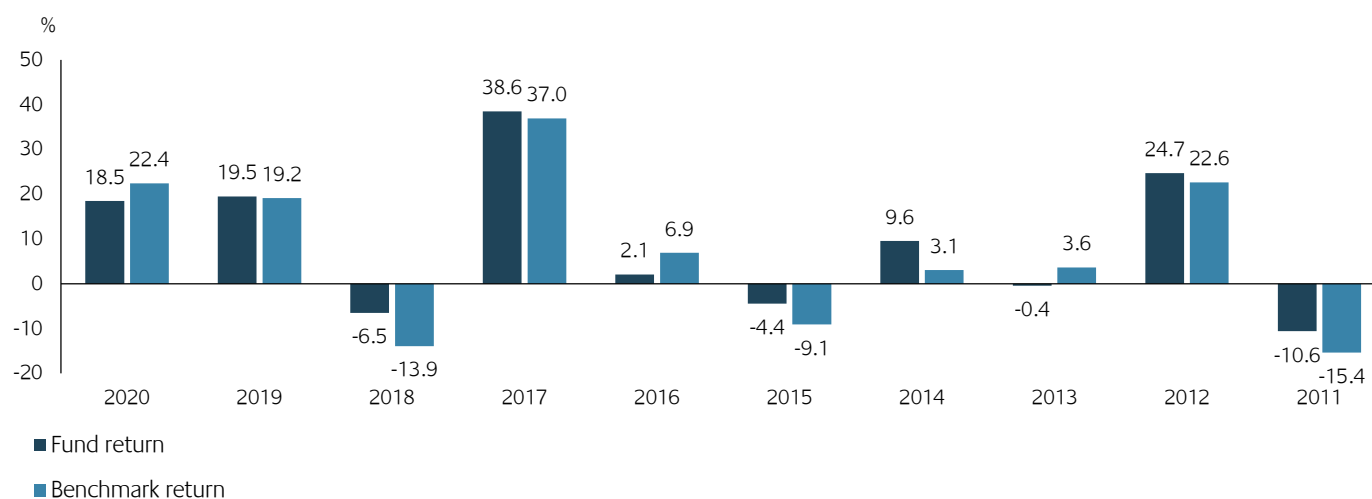
### Cumulative Performance in USD (%) to 30 June 2021

	Since Inception	10 yrs	5 yrs	3 yrs	1 yr	YTD	6 mths	3 mths
FSSA Asia Focus Fund	167.7	119.0	85.0	35.0	28.5	2.1	2.1	0.9
MSCI AC Asia Pacific ex Japan Net Index	133.9	94.0	91.7	40.0	39.3	6.8	6.8	4.0

### Performance Review

Over the past 12 months, Taiwan Semiconductor (TSMC) outperformed, driven by improved profitability and solid sales growth guidance. The company has increased capital expenditure and added capacity, as it continues to see strong customer demand. Samsung Electronics rose along with encouraging signs that its governance is improving. The board structure is more independent; and the capital allocation policy has improved markedly with a higher dividend pay-out ratio. On the negative side, Newcrest Mining declined along with the gold price, while JD.com reported mixed earnings results – with strong revenue growth and robust customer acquisition figures, but near-term margin pressure as the company continues to invest in its long-term growth strategy.

### Calendar Year Performance (% in USD) to 30 June 2021



These figures refer to the past. Past performance is not a reliable indicator of future results. For investors based in countries with currencies other than USD, the return may increase or decrease as a result of currency fluctuations. Since inception performance figures have been calculated from 11 March 2010. All performance data for the FSSA Asia Focus Fund Class III (Accumulation) USD as at 30 June 2021. Source for fund - Lipper IM / First Sentier Investors (UK) Funds Limited. Performance data is calculated on a net basis by deducting fees incurred at fund level (e.g. the management fee and other fund expenses), save that it does not take account of initial charges or switching fees (if any). Income reinvested is included on a net of tax basis. Source for benchmark - MSCI, income reinvested net of tax.

# FSSA Asia Focus Fund (Irish VCC)

## Quarterly Investment Report



### Portfolio Review

New additions over the quarter included BDO Unibank, the largest bank in the Philippines. Around 70% of the adult population in the Philippines does not have a bank account, which implies plenty of room to grow. We also purchased Jollibee Foods Corp, a leading quick service restaurant (QSR) brand in the Philippines. Valuations were depressed due to previously poor capital allocation, while sales have been weak due to the challenging covid-situation. However, the launch of a restructuring program should improve the cost structure; and the company has a strong, dominant franchise, which we believe should return to growth as the economy reopens.

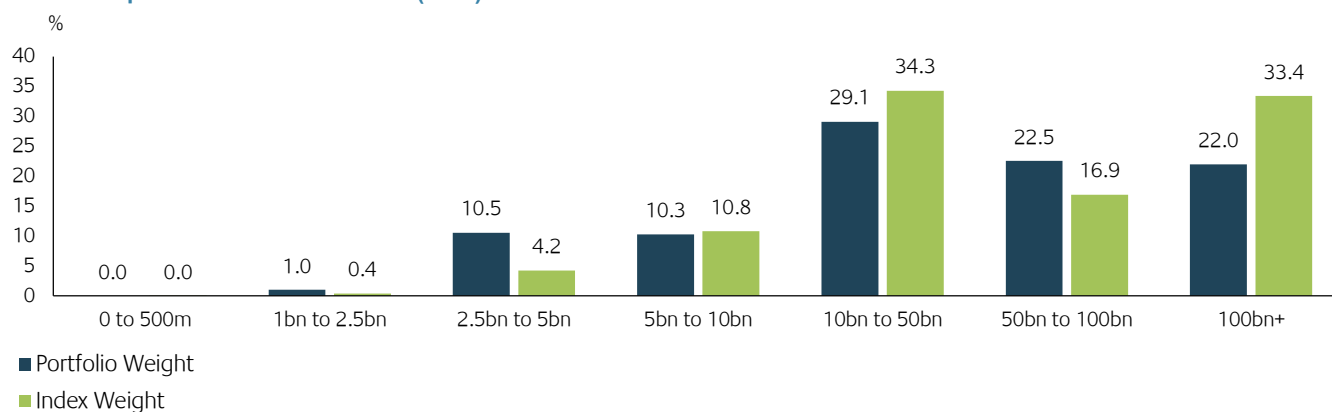
We divested Taiwan Semiconductor (TSMC) on concerns about the semiconductor industry seemingly at a cyclical high and the company trading at lifetime-high valuations. We sold Dabur India on portfolio consolidation.

### Stock Spotlight

JD.com is a Chinese e-commerce retailer and Amazon-like in owning the bulk of its own infrastructure rather than just facilitating third-party sales. The company is still growing strongly at 15% per annum top-line, with significant ongoing investment. The company generates good cash flow, is profitable, and we believe it should continue on its strong growth trajectory.

Like many Chinese internet companies, there are issues with dual share classes, a variable interest entity, and the usual dilution on the issuance of shares as compensation to employees. On the other hand, the business is professionalising, the founder has stepped back and the group has successfully taken advantage of capital markets to the benefit of shareholders – earlier in 2020, they bought back shares (USD2bn-worth), whereas latterly they have been spinning off subsidiaries (JD Health) at high valuations.

### Market Capitalisation Breakdown (USD)



Data source: For illustration purposes only. Portfolio weights may not add up to 100% as cash holdings are excluded and full coverage of stocks is not always available. This information is calculated by First Sentier Investors. Past performance is not indicative of future performance. Reference to specific securities (if any) is included for the purpose of illustration only and should not be construed as a recommendation to buy or sell the same. All securities mentioned herein may or may not form part of the holdings of First Sentier Investors' portfolios at a certain point in time, and the holdings may change over time. These figures refer to the past. Past performance is not a reliable indicator of future results. For investors based in countries with currencies other than USD, the return may increase or decrease as a result of currency fluctuations.

# FSSA Asia Focus Fund (Irish VCC)

## Quarterly Investment Report



### Outlook

The outlook for Asian equities remains uncertain. Rolling lockdowns, monetary profligacy, rising government deficits, unprecedented debt burdens, social dislocation and a supposed new cold war all have the potential to weigh on market sentiment. Meanwhile, the technology sector still reigns supreme in this modern age of accelerated disruption; but with the widespread vaccine rollout, we expect the broader economic recovery to provide an opportunity for more balanced market growth.

Against this backdrop of uncertainty, we continue to adhere to our investment philosophy, and have ensured that the portfolio is well diversified ahead of any changes in the market climate. Our conviction in the long-term growth story for Asia remains unchanged. We believe that investing in high quality companies across the region should deliver attractive absolute returns in the long run.

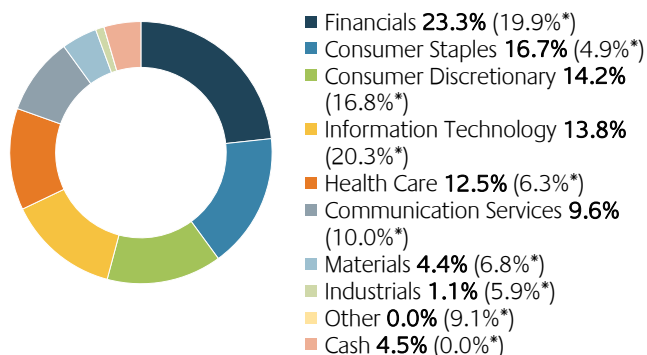
### Our long-term investment themes:

- Dominant consumer franchises which have an edge in brand, distribution and innovation.
- High quality financials, supported by a strong deposit franchise or a specific loan niche.
- The rise in healthcare spending, due to increasing incomes and healthy consumer choices.
- Beneficiaries of a smarter, more connected world.
- An ageing population and the growing trend of automation.

### Ten Largest Company Holdings as at 30 June 2021

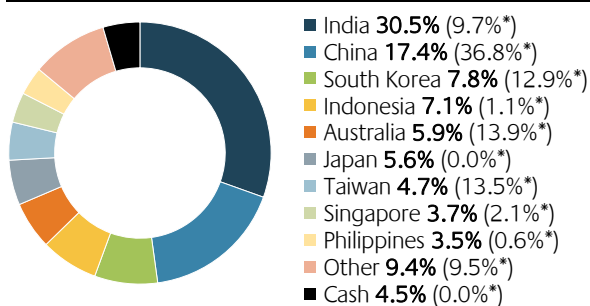
Stock Name	Country	Sector	Portfolio Weight (%)	Index Weight (%)
ICICI Bank	India	Financials	6.3	0.5
HDFC Bank	India	Financials	4.4	0.0
Infosys Limited	India	Information Technology	4.3	0.8
Samsung Electronics Co Ltd Pfd NV	South Korea	Information Technology	3.7	0.6
Tencent Holdings Ltd.	China	Communication Services	3.4	4.9
CSL	Australia	Health Care	3.3	1.1
Uni-President China Holdings Ltd.	China	Consumer Staples	3.3	0.0
Sony Corporation	Japan	Consumer Discretionary	3.2	0.0
JD.com, Inc. Sponsored ADR Class A	China	Consumer Discretionary	3.1	0.8
Hindustan Unilever Limited	India	Consumer Staples	2.9	0.3

### Sector Breakdown



\*Index Weight

### Country Breakdown



\*Index Weight

Sector and Country classifications provided by Factset and First Sentier Investors. The Fund may hold multiple equity securities in the same company, which have been combined to provide the Fund's total position in that company. Index weights, if any, typically include only the main domestic-listed security. The above Fund weightings may or may not include reference to multiple securities. Allocation percentage is rounded to the nearest one decimal place and the total allocation percentage may not add up to 100%.

Past performance is not indicative of future performance. Reference to specific securities (if any) is included for the purpose of illustration only and should not be construed as a recommendation to buy or sell the same. All securities mentioned herein may or may not form part of the holdings of First Sentier Investors' portfolios at a certain point in time, and the holdings may change over time. These figures refer to the past. Past performance is not a reliable indicator of future results. For investors based in countries with currencies other than USD, the return may increase or decrease as a result of currency fluctuations.



### Top 5 contributors to absolute performance

#### 3 months to 30 June 2021

Stock Name	Country	Sector	Value added (bps*)
ResMed	USA	Health Care	62
Infosys Limited	India	Information Technology	53
Godrej Consumer Products Limited	India	Consumer Staples	43
ICICI Bank	India	Financials	42
CSPC Pharmaceutical Group Ltd.	China	Health Care	32

#### 12 months to 30 June 2021

Stock Name	Country	Sector	Value added (bps*)
Taiwan Semiconductor Manufacturing Co. Ltd.	Taiwan	Information Technology	295
ICICI Bank	India	Financials	292
Samsung Electronics Co Ltd Pfd Non-Voting	South Korea	Information Technology	266
Infosys Limited	India	Information Technology	250
HDFC Bank INR1	India	Financials	184

### Bottom 5 contributors to absolute performance

#### 3 months to 30 June 2021

Stock name	Country	Sector	Value added (bps*)
Pigeon Corporation	Japan	Consumer Staples	-35
PT Indocement Tunggul Prakarsa Tbk	Indonesia	Materials	-31
Ping An Insurance (Group) Company of China, Ltd. Class H	China	Financials	-31
Gree Electric Appliances, Inc. of Zhuhai Co., Ltd. Class A	China	Consumer Discretionary	-29
Sony Corporation	Japan	Consumer Discretionary	-25

#### 12 months to 30 June 2021

Stock name	Country	Sector	Value added (bps*)
Newcrest Mining	Australia	Materials	-59
Ping An Insurance (Group) Company of China, Ltd. Class H	China	Financials	-43
JD.com, Inc. Sponsored ADR Class A	China	Consumer Discretionary	-36
Pigeon Corporation	Japan	Consumer Staples	-28
PT Indocement Tunggul Prakarsa Tbk	Indonesia	Materials	-26

Stock Contributions show the impact of the individual stock's performance to the total fund performance. These stock contributions show the top 5 and bottom 5 contributors to the fund and are not representative of the performance of the fund as a whole.

**These figures refer to the past. Past Performance is not a reliable indicator of future results. For investors based in countries with currencies other than USD, the return may increase or decrease as a result of currency fluctuation.**

This stock information does not constitute any offer or inducement to enter into investment activity.

Contributions are calculated at the investee company level before the deduction of any fees incurred at fund level (e.g. the management fee and other fund expenses) but after deduction of transactional costs. Stocks held/listed in non-index countries have economic activity > 50% from developing economies.

\* A basis point is a unit of measure used in finance to describe the percentage change in value or rate of a financial instrument. One basis point is equivalent to 0.01% (1/100th of a percent) or 0.0001 in decimal form.

Data source: This information is calculated by First Sentier Investors.



### Portfolio Risk Analysis - Ex-Post 3 Years Annualised to 30 June 2021

Risk Measure	Value	Risk Description
Beta	0.84	Beta is a measure of volatility relative to the market. A beta of 1 would indicate that the fund tended to move in line with the market; a beta greater than 1 would indicate that the fund has been more volatile than the market; whereas a beta less than 1 would indicate that the fund has been less volatile than the market.
Information Ratio	0.00	The fund's excess return divided by its tracking error. It is designed to assess a portfolio's performance relative to its level of benchmark risk. The higher the fund's information ratio, the more excess return it generates for each unit of tracking error.
Portfolio Standard Deviation	15.64%	A measure of how much the returns of the fund vary relative to the arithmetical average. The higher the fund's standard deviation, the more its returns tend to deviate from the mean.
Benchmark Standard Deviation	17.87%	A measure of how much the returns of the index vary relative to the arithmetical average. The higher the index's standard deviation, the more its returns tend to deviate from the mean.
Tracking Error	5.15%	The standard deviation of the difference between the fund's returns and those of the index. The higher the fund's tracking error, the more its performance relative to the benchmark may vary.

### Portfolio Risk Analysis - Ex-Ante at 30 June 2021

Risk Measure	Value	Risk Description
Dividend Yield (Fund)	1.43%	The annual dividend yield paid per share divided by the share price. This factor measures the value of company shares according to the stream of dividend income resulting from share ownership.
Dividend Yield (Index)	1.80%	The annual dividend yield paid per share divided by the share price. This factor measures the value of company shares according to the stream of dividend income resulting from share ownership.
Price to Book (Fund)	3.52	The ratio of the company's book value (the sum of shareholders' equity plus accumulated retained earnings from the P & L account) to its share price. This factor has been one of the most successful measures of the intrinsic value of company shares.
Price to Book (Index)	2.24	The ratio of the company's book value (the sum of shareholders' equity plus accumulated retained earnings from the P & L account) to its share price. This factor has been one of the most successful measures of the intrinsic value of company shares.
Price to Earnings (Fund)	24.21	Annual earnings (adjusted for amortizations of intangibles, extraordinary charges and credits) per share divided by the share price. This factor measures the worth of a company's ability to support each share with after tax earnings.
Price to Earnings (Index)	18.80	Annual earnings (adjusted for amortizations of intangibles, extraordinary charges and credits) per share divided by the share price. This factor measures the worth of a company's ability to support each share with after tax earnings.



### Disclaimer

This document has been prepared for informational purposes only and is only intended to provide a summary of the subject matter covered and does not purport to be comprehensive. The views expressed are the views of the writer at the time of issue and may change over time. It does not constitute investment advice and/or a recommendation and should not be used as the basis of any investment decision. This document is not an offer document and does not constitute an offer or invitation or investment recommendation to distribute or purchase securities, shares, units or other interests or to enter into an investment agreement. No person should rely on the content and/or act on the basis of any material contained in this document.

This document is confidential and must not be copied, reproduced, circulated or transmitted, in whole or in part, and in any form or by any means without our prior written consent. The information contained within this document has been obtained from sources that we believe to be reliable and accurate at the time of issue but no representation or warranty, express or implied, is made as to the fairness, accuracy, or completeness of the information. We do not accept any liability whatsoever for any loss arising directly or indirectly from any use of this information.

References to "we" or "us" are references to First Sentier Investors.

In the UK, issued by First Sentier Investors (UK) Funds Limited which is authorised and regulated by the Financial Conduct Authority (registration number 143359). Registered office Finsbury Circus House, 15 Finsbury Circus, London, EC2M 7EB number 2294743. In the EEA, issued by First Sentier Investors (Ireland) Limited which is authorised and regulated in Ireland by the Central Bank of Ireland (registered number C182306) in connection with the activity of receiving and transmitting orders. Registered office: 70 Sir John Rogerson's Quay, Dublin 2, Ireland number 629188. Outside the UK and the EEA, issued by First Sentier Investors International IM Limited which is authorised and regulated in the UK by the Financial Conduct Authority (registered number 122512). Registered office: 23 St. Andrew Square, Edinburgh, EH2 1BB number SC079063.

Certain funds referred to in this document are identified as sub-funds of First Sentier Investors Global Umbrella Fund plc, an umbrella investment company registered in Ireland ("VCC"). Further information is contained in the Prospectus and Key Investor Information Documents of the VCC which are available free of charge by writing to: Client Services, First Sentier Investors, 1 Grand Canal Square, Grand Canal Harbour, Dublin 2, Ireland or by telephoning +353 1 635 6798 between 9am and 5pm (Dublin time) Monday to Friday or by visiting [www.firstsentierinvestors.com](http://www.firstsentierinvestors.com). Telephone calls may be recorded. The distribution or purchase of shares in the funds, or entering into an investment agreement with First Sentier Investors may be restricted in certain jurisdictions.

Representative and Paying Agent in Switzerland: The representative and paying agent in Switzerland is BNP Paribas Securities Services, Paris, succursale de Zurich, Selnaustrasse 16, 8002 Zurich, Switzerland. Place where the relevant documentation may be obtained: The prospectus, key investor information documents (KIIDs), the instrument of incorporation as well as the annual and semi-annual reports may be obtained free of charge from the representative in Switzerland.

First Sentier Investors entities referred to in this document are part of First Sentier Investors a member of MUFG, a global financial group. First Sentier Investors includes a number of entities in different jurisdictions. MUFG and its subsidiaries do not guarantee the performance of any investment or entity referred to in this document or the repayment of capital. Any investments referred to are not deposits or other liabilities of MUFG or its subsidiaries, and are subject to investment risk including loss of income and capital invested.

The FSSA Investment Managers logo is a trademark of the MUFG or an affiliate thereof.

Copyright © (2021) First Sentier Investors

All rights reserved.



### For further information

#### Head of Distribution, UK & Europe

Graham Fox +44 (0)20 7332 6530 [graham.fox@firstsentier.com](mailto:graham.fox@firstsentier.com)

#### Sales Director, Europe & Third Party Distributions

Marc Bishop +44 (0)20 7332 6556 [marc.bishop@firstsentier.com](mailto:marc.bishop@firstsentier.com)

#### Business Development Manager – Scotland, North of England & Ireland

Ross Stewart +44 (0)131 473 2482 [ross.stewart@firstsentier.com](mailto:ross.stewart@firstsentier.com)

#### Sales Director, London, South East and Channel Islands

Tom Burton +44 (0)20 7332 6559 [tom.burton@firstsentier.com](mailto:tom.burton@firstsentier.com)

#### Sales Director, Midlands and South West

Carl Tomlin +44 (0)7825 935634 [carl.tomlin@firstsentier.com](mailto:carl.tomlin@firstsentier.com)

#### Institutional Client and Consultant Relationships FSSA

Fraser Wood +44 (0)131 473 2529 [fraser.wood@fssaim.com](mailto:fraser.wood@fssaim.com)

#### Head of Distribution, Ireland

Frank Glennon +44(0)7776 138105 [frank.glennon@firstsentier.com](mailto:frank.glennon@firstsentier.com)

#### Sales Director, Europe

Eva von Sydow +33 (0)1 72 25 66 36 [eva.vonsydow@firstsentier.com](mailto:eva.vonsydow@firstsentier.com)

#### Sales Manager, Europe

Robert Retz +49 (0) 69 710 456 304 [robert.retz@firstsentier.com](mailto:robert.retz@firstsentier.com)

#### Director, Nordic Business Development

Ketul Nandani +44 (0) 20 7332 9440 [ketul.nandani@firstsentier.com](mailto:ketul.nandani@firstsentier.com)