


First State Global Infrastructure

Monthly Review and Outlook

March 2019



Market Review

Global Listed Infrastructure gained in March as buoyant financial markets shrugged off global growth concerns. The FTSE Global Core Infrastructure 50/50 index rose +2.6%, while the MSCI World index^ ended the month +1.3% higher.

The best performing infrastructure sector was Towers (+11%) which climbed on indications that capex levels by large US mobile carriers will remain healthy throughout 2019, to the benefit of tower operators. The expected deployment of new spectrum bands for 5G represents an additional tailwind for the sector. Ports (+8%) increased as investors identified value in the sector, and the US and China remained engaged in trade talks. The worst performing sector was Airports (+1%), which continued to adjust to softening passenger growth rates. Mexican operators underperformed in the face of ongoing political and regulatory uncertainty.

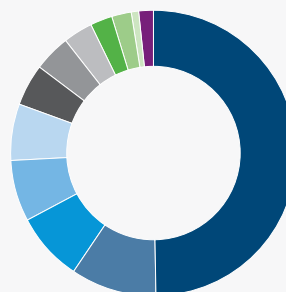
The best performing region was Australia / NZ (+5%), where support was provided by lower US bond yields (the US 10 Year Treasury yield moved from 2.7% to 2.4% during the month) and an infrastructure-friendly state election result for New South Wales. The worst performing region was Latin America (-2%), as weakness in local indices weighed on infrastructure stocks.

Fund Performance

	Annualised Performance in SGD (%) ¹				
	1yr	3yrs	5yrs	10yrs	Since inception
Class A (SGD - H Dist) (Ex initial charges)	13.8	7.5	7.2	9.8	4.4
Class A (SGD - H Dist) (Inc initial charges)	8.1	5.6	6.1	9.2	3.9
Benchmark*	18.4	10.5	9.6	10.7	5.0

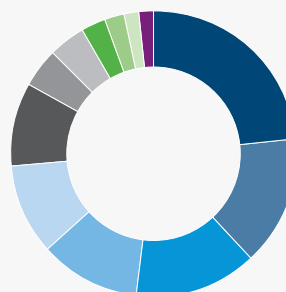
	Cumulative Performance in SGD (%) ¹				
	3 mths	1yr	3yrs	5yrs	Since inception
Class A (SGD - H Dist) (Ex initial charges)	11.8	13.8	24.1	41.7	61.1
Class A (SGD - H Dist) (Inc initial charges)	6.2	8.1	17.9	34.6	53.0
Benchmark*	12.6	18.4	34.9	57.8	71.9

Asset Allocation (%)¹



Country

USA	50.0
Canada	9.5
Japan	7.9
Australia	6.9
UK	6.3
Spain	4.8
China	4.2
Italy	3.4
France	2.5
Brazil	2.0
Other	0.9
Liquidity	1.6



Sector

Electric Utilities	23.6
Highways/Railtracks	14.5
Oil/Gas Storage & Trans.	14.0
Multi-Utilities	11.4
Railroads	10.3
Specialised REITs	9.5
Construction & Engineering	4.4
Gas Utilities	4.2
Airport Services	2.8
Marine Ports & Services	2.1
Other	1.6
Liquidity	1.6

Top 10 holdings (%)¹

Stock name	Sector	%
Dominion Energy Inc COM	(Multi-Utilities)	6.6
Transurban	(Highways/Railtracks)	6.0
Nextera Energy Inc	(Electric Utilities)	5.8
Transcanada Corp	(Oil/Gas Storage & Trans.)	5.5
East Japan Railway Co	(Railroads)	3.8
Crown Castle International Corp	(Specialised REITs)	3.8
Williams Companies, Inc.	(Oil/Gas Storage & Trans.)	3.6
American Electric Power Company, Inc.	(Electric Utilities)	3.6
SBA Communications Corp Class A	(Specialised REITs)	3.5
Kinder Morgan Inc Class P	(Oil/Gas Storage & Trans.)	3.4

All stock and sector performance data expressed in local currency terms. ^MSCI World Net Total Return Index, USD. Source: Bloomberg.
¹ Source: Lipper & First State Investments. Single pricing basis with net income reinvested. Data as at 31 March 2019. Fund since inception date: 3 March 2008. *Inception - 31 May 2008: S&P Global Infrastructure Index. 1 June 2008 – 31 March 2015: UBS Global Infrastructure and Utilities 50-50 Index. From 1 April 2015: FTSE Global Core Infrastructure 50/50 Index.

The Fund ended the month +1.9% higher², 99 basis points behind the FTSE Global Core Infrastructure 50/50 TR Index (SGD).

The best performing stock in the portfolio was American Tower (+12%). An upbeat presentation from the company highlighted healthy organic growth, driven by mobile carriers investing in their networks to keep pace with rapidly growing data usage; and the build-out of FirstNet – a nationwide broadband network for first responders. SBA Communications (+11%) and Crown Castle (+9%) also benefitted from the positive growth outlook.

North American pipelines continued their recent run of strong performance. Williams (+9%) established a Joint Venture with Canadian pension fund CPPIB in order to consolidate its Marcellus and Utica natural gas gathering and processing midstream assets. Under the terms of the JV, Williams will reduce its capex requirements and receive US\$600 million from CPPIB. This builds on work already done by the company to improve its asset quality and balance sheet profile. Kinder Morgan (+4%) and TransCanada (+3%) also gained as the need for additional energy infrastructure was highlighted by EIA statistics showing that US natural gas production reached a record high for the second consecutive year in 2018.

Italian toll road operator Atlantia (+8%) rose after starting to simplify its business by disposing of a third of its stake in German engineering firm Hochtief. The stake was acquired in 2018 to facilitate the acquisition of Spanish toll road Abertis. Waning support for the populist left wing Five Star Movement suggests that Italy's political risk is reducing. Australian peer Transurban (6%) finished the month strongly, helped by a victory for the Liberal Party in the New South Wales state election. The Liberals have pledged to continue to invest in infrastructure across the state, including new roads in Sydney that will complement Transurban's existing network.

Canadian-listed multi-utility Emera (+7%) also gained following the sale of its Maine regulated utility for a very attractive price. The transaction strengthens Emera's balance sheet, and will allow it to focus on its core regulated electric and gas utility businesses in Florida and Nova Scotia.

The worst performing holding in the portfolio was Brazil toll road operator CCR (-17%), which agreed a R\$750 million (c. US\$200 million) settlement payment with federal prosecutors relating to last year's corruption investigation. Although the agreement had been expected, the amount was larger than anticipated.

Defensive, cash generative Japanese gas utilities Osaka Gas (-3%) and Tokyo Gas (-1%) lagged as investors rotated towards higher beta assets. The portfolio's UK utility holdings also underperformed. National Grid (flat) gave up ground after plans by the opposition Labour Party to release a policy paper discussing its transfer to public ownership rekindled nationalisation concerns. Severn Trent (-2%) and SSE (flat) were also affected by the report. Political turmoil as the UK approached - and then passed - its Brexit deadline of 29 March presented an additional headwind.

Fund activity

No new holdings were added to the Fund in March, and positions in existing holdings were generally maintained at current levels.

Market Outlook and Fund Positioning

The Fund invests in a range of global listed infrastructure assets including toll roads, airports, ports, railroads, utilities, pipelines, and wireless towers. These sectors share common characteristics, like barriers to entry and pricing power, which can provide investors with inflation-protected income and strong capital growth over the medium-term.

The Fund is positioned with toll roads as its largest sector overweight. Transurban, Atlantia and Vinci have high barriers to entry, strong free cash flow and inflation linked pricing. We are attracted to their reasonable valuation multiples and well-supported dividend yields of between 3% and 6%. Growing urbanisation and worsening traffic congestion are likely to underpin long term demand. EM peers operate high growth toll roads with well-established concession agreements, providing an essential service to some of the most densely populated regions in the world.

The Fund is also overweight energy pipelines such as Kinder Morgan and Williams. These companies own assets connecting North American oil and gas fields with processing facilities and export terminals, positioning them to benefit from rising production levels and US energy exports. Tower companies like American Tower and Crown Castle are profiting as telecom companies seek to improve their networks, driven by structural growth in demand for mobile data.

The portfolio largest underweight position is the Airports sector. The sector has faced a deteriorating outlook for passenger volumes, aeronautical charges and retail spend in recent months, following years of exceptional growth. Despite the resulting pullback many airport stocks still appear overvalued, and we are content to remain underweight. A number of high quality US utilities also continue to trade at valuations that we find difficult to justify based on company fundamentals.

² Fund performance is based on the Singapore unit trust, net of fees, expressed in SGD terms. All stock and sector performance data expressed in local currency terms. Source: Bloomberg.

Disclaimer

This document is prepared by First State Investments (Singapore) ("FSI") (Co. Reg No. 196900420D.) whose views and opinions expressed or implied in the document are subject to change without notice. FSI accepts no liability whatsoever for any loss, whether direct or indirect, arising from any use of or reliance on this document. This document is published for general information and general circulation only and does not have any regard to the specific investment objectives, financial situation and particular needs of any specific person who may receive this document. Investors may wish to seek advice from a financial adviser and should read the Prospectus, available from First State Investments (Singapore) or any of our Distributors before deciding to subscribe for the Fund. In the event that the investor chooses not to seek advice from a financial adviser, he should consider carefully whether the Fund in question is suitable for him. Past performance of the Fund or the Manager, and any economic and market trends or forecast, are not indicative of the future or likely performance of the Fund or the Manager. The value of units in the Fund, and any income accruing to the units from the Fund, may fall as well as rise. Investors should note that their investment is exposed to fluctuations in exchange rates if the base currency of the Fund and/or underlying investment is different from the currency of your investment. Units are not available to US persons.

Applications for units of the Fund must be made on the application forms accompanying the prospectus. Investments in unit trusts are not obligations of, deposits in, or guaranteed or insured by First State Investments (Singapore), and are subject to risks, including the possible loss of the principal amount invested.

Reference to specific securities (if any) is included for the purpose of illustration only and should not be construed as a recommendation to buy or sell the same.

In the event of discrepancies between the marketing materials and the Prospectus, the Prospectus shall prevail.

In Singapore, this document is issued by First State Investments (Singapore) whose company registration number is 196900420D. This advertisement or publication has not been reviewed by the Monetary Authority of Singapore. First State Investments (registration number 53236800B) is a business division of First State Investments (Singapore).

Commonwealth Bank of Australia (the "Bank") and its subsidiaries are not responsible for any statement or information contained in this document. Neither the Bank nor any of its subsidiaries guarantee the performance of any investment or entity referred to in this document or the repayment of capital. Any investments referred to are not deposits or other liabilities of the Bank or its subsidiaries, and are subject to investment risk, including loss of income and capital invested.