


First State Global Infrastructure

Monthly Review and Outlook

July 2018



Market Review

Global Listed Infrastructure gained in July as earnings strength buoyed global markets and investors looked past ongoing trade tensions.

Every infrastructure sector delivered positive returns, led by Railroads (+6%). US freight rail announced robust June quarter earnings; while July statistics indicate above-trend volume growth has continued into the third quarter. Even the worst performing sector, Tollroads (flat), held up as European operators' lacklustre returns were balanced by gains for several Emerging Market (EM) peers.

The best performing region was Asia ex-Japan (+4%), as reports that Chinese policy-makers were boosting liquidity to mitigate the threat of a US / China trade war aided local infrastructure stocks. The worst performing region was the UK (-3%), where a chaotic political backdrop raised the prospect of a "no deal" Brexit-off.

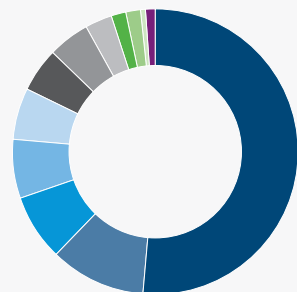
Performance Review

The Fund ended the month +0.7% higher¹, 143 basis points behind the FTSE Global Core Infrastructure 50/50 TR Index (SGD).

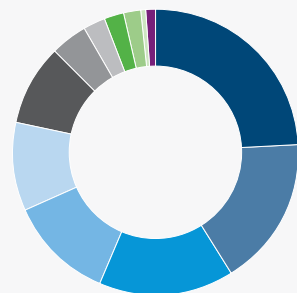
	Annualised Performance in SGD (%) ¹				
	1yr	3yrs	5yrs	10yrs	Since inception
Fund (Ex initial charges)	-1.6	6.0	8.8	5.0	4.1
Fund (Inc initial charges)	-6.6	4.2	7.6	4.5	3.6
Benchmark*	3.3	7.8	10.4	5.6	4.5

	Cumulative Performance in SGD (%) ¹				
	3 mths	1yr	3yrs	5yrs	Since inception
Fund (Ex initial charges)	3.6	-1.6	19.1	52.1	52.6
Fund (Inc initial charges)	-1.6	-6.6	13.1	44.5	45.0
Benchmark*	6.2	3.3	25.4	63.9	58.7

Asset Allocation (%)¹



Country	
USA	51.4
Canada	10.6
Japan	7.5
UK	6.6
Australia	5.8
Italy	5.2
China	5.0
Brazil	2.9
Spain	1.7
France	1.6
Other	0.6
Liquidity	1.0



Sector	
Electric Utilities	24.1
Highways/Railtracks	17.2
Oil/Gas Storage & Trans.	15.2
Multi-Utilities	11.7
Railroads	10.1
Specialised REITs	9.2
Gas Utilities	4.1
Marine Ports & Services	2.7
Construction & Engineering	2.3
Water Utilities	1.8
Other	0.7
Liquidity	1.0

Top 10 holdings (%)¹

Stock name	Sector	%
Dominion Energy Inc COM	(Multi-Utilities)	6.9
Transurban Group Stapled Deferred	(Highways/Railtracks)	5.8
Atlantia S.p.A	(Highways/Railtracks)	5.2
Southern Company	(Electric Utilities)	5.1
NextEra Energy, Inc.	(Electric Utilities)	4.9
Kinder Morgan Inc Class P	(Oil/Gas Storage & Trans.)	4.7
TransCanada Corporation	(Oil/Gas Storage & Trans.)	4.7
American Tower Corporation	(Specialised REITs)	4.6
Crown Castle International Corp	(Specialised REITs)	4.6
East Japan Railway Co	(Railroads)	4.6

The best performing stock in the portfolio was COSCO Shipping Ports (+13%), the world's largest container port operator. Throughput volumes for the month of June increased by 12% compared to the same period a year ago. Parent company COSCO Shipping Holdings received approval to acquire shipping line Orient Overseas International, in a

¹ Source: Lipper & First State Investments. Single pricing basis with net income reinvested. Data as at 31 July 2018. Fund since inception date: 3 March 2008. *Inception - 31 May 2008: S&P Global Infrastructure Index. 1 June 2008 - 31 March 2015: UBS Global Infrastructure and Utilities 50-50 Index. From 1 April 2015: FTSE Global Core Infrastructure 50/50 Index.

move likely to support additional volume growth for the COSCO ports entity.

Healthy volumes also proved supportive of east coast US freight railways Norfolk Southern (+12%) and CSX (+11%). Norfolk Southern announced healthy volume growth of 6%, while further improvements to its Operating Ratio (railroads' proxy for margins) highlighted the sector's strong pricing power and cost discipline. CSX gains reflected rising export coal volumes and a robust US economy, with auto haulage volumes matching increases in US light truck production, and strength in building materials shipments driven by residential construction demand.

Tollroads delivered mixed returns, with EM operators performing best. Mexico City-focused Pinfra (+9%) announced better than expected June quarter earnings results, driven by improvements in its construction division. Brazil's CCR (+4%) recovered from recent lows as the company reiterated its focus on expanding and diversifying its concessions network, following the replacement of its long-serving CEO. However Australia's Transurban (-2%) underperformed as the Australian Competition and Consumer Commission (ACCC) pushed the decision date for its review of Sydney's WestConnex tollroad project out to September 2018.

The worst performing stock in the portfolio was Osaka Gas (-6%), which faced ongoing concerns about increased competition in deregulated gas and electricity markets. The portfolio's other Japanese holdings also lagged. West Japan Railway (-4%) fell as news of floods in its service territory overshadowed strong June quarter earnings, while peer East Japan Railway (-2%) underperformed as investors focused on higher beta segments of the market. Hydro One (-5%), Ontario's largest electricity transmission and distribution company, underperformed after its Chairman retired and its Board resigned en masse in the face of political pressure from the recently elected provincial government. The move takes away a long-standing overhang from the stock, while plans to allow the company's main shareholders to nominate the majority of the replacement board are encouraging.

The Fund initiated a position in Williams, a large-cap energy infrastructure company with strategically located midstream and pipeline assets. The sale of non-core assets has enabled the company to repair its previously over-stretched balance sheet, reduce commodity exposure and lower operational risk. The firm recently announced plans to simplify its corporate structure. Following these moves, Williams appears better able to focus on the provision of core infrastructure services, connecting rising natural gas production in Texas and the Northeast US with growing demand from eastern US population centres and LNG export facilities.

Market Outlook and Fund Positioning

The Fund invests in a range of global listed infrastructure assets including toll roads, airports, ports, railroads, utilities, pipelines and mobile towers. These sectors share common characteristics, like barriers to entry and pricing power, which can provide investors with inflation-protected income and strong capital growth over the medium-term.

Our outlook for Global Listed Infrastructure is positive. The asset class consists of stable, long life assets, and has delivered a reliable yield of between 3% and 4% per annum. Many infrastructure assets are insulated from inflation by regulation, concession terms or contracts that are explicitly linked to the inflation rate. Several infrastructure sectors are benefitting from structural growth drivers such as urbanisation (Tollroads) and the increasing mobility of communication (Towers).

As well as sound fundamentals, we expect additional factors to be supportive of returns from Global Listed Infrastructure. Firstly, encouraging signs of business de-risking and simplification are emerging. Pipeline companies are selling non-core assets, reducing leverage, lowering commodity sensitivity, and simplifying their corporate structures. As business quality improves, valuation multiples should expand.

Secondly, the listed infrastructure investment universe continues to broaden, which is likely to stimulate additional investor interest. The IPO of China Tower Corp represents a substantial addition to the asset class. Tollroad operators Ferrovial and Transurban are pursuing their Express Lane strategies in the US - a politically palatable way to involve private sector capital in US highway infrastructure. We anticipate that both companies will be major players in this space over the next three to five years. These developments will further diversify and improve the listed infrastructure opportunity set over the medium-term.

Disclaimer

This document is prepared by First State Investments (Singapore) ("FSI") (Co. Reg No. 196900420D.) whose views and opinions expressed or implied in the document are subject to change without notice. FSI accepts no liability whatsoever for any loss, whether direct or indirect, arising from any use of or reliance on this document. This document is published for general information and general circulation only and does not have any regard to the specific investment objectives, financial situation and particular needs of any specific person who may receive this document. Investors may wish to seek advice from a financial adviser and should read the Prospectus, available from First State Investments (Singapore) or any of our Distributors before deciding to subscribe for the Fund. In the event that the investor chooses not to seek advice from a financial adviser, he should consider carefully whether the Fund in question is suitable for him. Past performance of the Fund or the Manager, and any economic and market trends or forecast, are not indicative of the future or likely performance of the Fund or the Manager. The value of units in the Fund, and any income accruing to the units from the Fund, may fall as well as rise. Investors should note that their investment is exposed to fluctuations in exchange rates if the base currency of the Fund and/or underlying investment is different from the currency of your investment. Units are not available to US persons. Applications for units of the Fund must be made on the application forms accompanying the prospectus. Investments in unit trusts are not obligations of, deposits in, or guaranteed or insured by First State Investments (Singapore), and are subject to risks, including the possible loss of the principal amount invested.

Reference to specific securities (if any) is included for the purpose of illustration only and should not be construed as a recommendation to buy or sell the same. All securities mentioned herein may or may not form part of the holdings of First State Investments' portfolios at a certain point in time, and the holdings may change over time. In the event of discrepancies between the marketing materials and the Prospectus, the Prospectus shall prevail. First State Investments (registration number 53236800B) is a business division of First State Investments (Singapore). This advertisement or publication has not been reviewed by the Monetary Authority of Singapore.

Commonwealth Bank of Australia (the "Bank") and its subsidiaries are not responsible for any statement or information contained in this document. Neither the Bank nor any of its subsidiaries guarantee the performance of any investment or entity referred to in this document or the repayment of capital. Any investments referred to are not deposits or other liabilities of the Bank or its subsidiaries, and are subject to investment risk, including loss of income and capital invested.