


First State Global Infrastructure

Monthly Review and Outlook

March 2018



Market Review

Global Listed Infrastructure delivered mixed returns in March against a backdrop of continued market volatility.

The best performing infrastructure sectors were Electric Utilities (+4%) and Gas Utilities (+4%), which rallied as investors identified value and as bond yields edged lower. Towers (+4%) also outperformed on demand for structural earnings growth, with US operators offering a haven from geopolitical-related volatility.

The worst performing sector was Satellites (-15%), as structural headwinds continued to weigh on the sector. UK operator Inmarsat (-23%, not held) cut its dividend, reflecting an increasingly capital intensive business model. Ports (-8%) fell after President Trump proposed tariffs on US steel and aluminium imports, sparking fears of a trade war with China.

The best performing region was the UK (+5%), helped by its high utilities weighting. Sentiment was further buoyed by the UK and EU conditionally agreeing a 21-month Brexit transition period. The worst performing regions were Latin America (-3%) and Asia ex-Japan (-2%), as rising concerns for global trade and reduced investor risk appetite weighed on Emerging Markets.

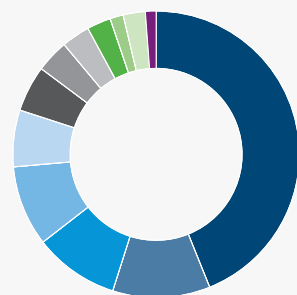
Performance Review

The Fund fell by -1.1% in March¹, 113 basis points behind the FTSE Global Core Infrastructure 50/50 TR Index (SGD).

	Annualised Performance in SGD (%) ¹				
	1yr	3yrs	5yrs	10yrs	Since inception
Fund (Ex initial charges)	-4.7	3.0	8.3	3.6	3.5
Fund (Inc initial charges)	-9.5	1.2	7.2	3.0	3.0
Benchmark*	-1.0	4.5	9.7	4.0	3.8

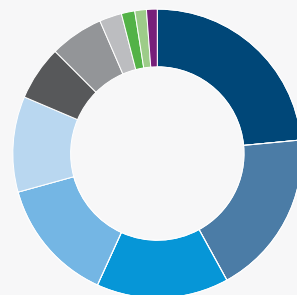
	Cumulative Performance in SGD (%) ¹				
	3 mths	1yr	3yrs	5yrs	Since inception
Fund (Ex initial charges)	-8.2	-4.7	9.1	48.7	41.6
Fund (Inc initial charges)	-12.7	-9.5	3.7	41.3	34.5
Benchmark*	-6.1	-1.0	14.3	58.9	45.2

Asset Allocation (%)¹



Country

USA	43.9
Canada	11.0
UK	9.6
Japan	9.1
Australia	6.4
China	5.2
Italy	3.7
Brazil	3.2
France	2.7
Spain	1.5
Other	2.5
Liquidity	1.2



Sector

Electric Utilities	23.5
Highways/Railtracks	18.5
Oil/Gas Storage & Trans.	14.8
Multi-Utilities	13.9
Railroads	10.7
Specialised REITs	6.1
Gas Utilities	6.0
Marine Ports & Services	2.5
Construction & Engineering	1.5
Airport Services	1.3
Liquidity	1.2

Top 10 holdings (%)¹

Stock name	Sector	%
National Grid plc	(Multi-Utilities)	7.6
Transurban Group Stapled Deferred	(Highways/Railtracks)	6.4
American Tower Corporation	(Specialised REITs)	5.8
Dominion Energy Inc COM	(Multi-Utilities)	5.2
NextEra Energy, Inc.	(Electric Utilities)	5.0
Kinder Morgan Inc Class P	(Oil/Gas Storage & Trans.)	4.7
East Japan Railway Co	(Railroads)	4.4
Southern Company	(Electric Utilities)	4.4
Enbridge Inc.	(Oil/Gas Storage & Trans.)	4.0
Atlantia S.p.A	(Highways/Railtracks)	3.7

The best performing stock in the portfolio was Channel Tunnel operator Getlink which climbed on the news that Italian toll road Atlantia had bought a 15% stake in the company for US\$1.2 billion. The move is consistent with Atlantia's aim to diversify its earnings away from its home market of Italy. In

¹ Source: Lipper & First State Investments. Single pricing basis with net income reinvested. Data as at 31 March 2018. Fund since inception date: 3 March 2008. *Inception - 31 May 2008; S&P Global Infrastructure Index. 1 June 2008 - 31 March 2015: UBS Global Infrastructure and Utilities 50-50 Index. From 1 April 2015: FTSE Global Core Infrastructure 50/50 Index.

an eventful month for the company, Atlantia also agreed to combine its current bid for Spanish toll road Abertis with that of the rival bidder, construction firm ACS. The move should enable Atlantia to gain control of high quality Abertis assets, including French motorway subsidiary Sanef. Also this month, Australia's Transurban expanded its North American footprint, buying Montreal's A25 toll road and bridge concession for A\$1.2 billion. This flurry of transactions highlights the value being attributed to long-life, high barrier-to-entry toll road assets.

The portfolio's utility holdings strengthened in March, led by Midwest operator Great Plains Energy. Its proposed merger with peer Westar moved a step closer after settlements were reached with Kansas and Missouri regulators. NextEra Energy continued its strong run on investor enthusiasm for its renewables-driven earnings growth and strong balance sheet. PG&E rallied as California's legislative leaders noted the need to update "liability rules and regulations" that apply to the state's utilities; a key area of concern since last year's wildfires. Alliant Energy and American Electric Power rose on renewed demand for stable assets.

In the UK, National Grid was buoyed as the regulator's initial thoughts on the next regulatory period were less draconian than had been feared. A growing awareness of the practical difficulties standing in the way of the opposition Labour Party's plans to renationalise UK utilities; and broader demand for defensive assets provided additional tailwinds. SSE outperformed after raising earnings guidance and confirming that it would increase its next dividend payment by "at least" as much as inflation. Plans to spin off and merge its retail business with Npower remain on track.

The worst performing stock in the portfolio was COSCO Shipping Ports, the world's fifth largest global port operator. Robust 2017 financial year earnings and the prospect of continued efficiency gains and synergies were overshadowed by trade war rhetoric. China Merchants Ports declined on apprehension that trade tariffs could put China-US freight rates under pressure. Investors' risk-off mood also affected the portfolio's Emerging Markets toll roads – China's Jiangsu Expressway, Mexico's Pinfra and Brazil's CCR.

A decision by the US Federal Energy Regulatory Commission to adjust the way that energy infrastructure companies calculate regulated tariffs weighed on the pipelines sector. Kinder Morgan, Enterprise Products Partners and multi-utility Dominion Energy fell on the news. Plains All American Pipeline bucked the negative trend as it continued to execute its strategy of reducing debt and expanding its energy infrastructure footprint servicing West Texas' Permian basin.

No new stocks were added to the Fund in March, and none were divested.

Market Outlook and Fund Positioning

The Fund invests in a range of global listed infrastructure assets including toll roads, airports, ports, railroads, utilities, pipelines and mobile towers. These sectors share common characteristics, like barriers to entry and pricing power, which can provide investors with inflation-protected income and strong capital growth over the medium-term.

Toll Roads remain the Fund's largest sector overweight. These are high quality companies with stable cash flows, high operating margins and effective barriers to entry. European toll roads are currently going through an earnings upgrade cycle, as improving economic conditions support consistent volume growth in France, Spain and Italy. Peers in China and Brazil operate high growth toll roads with well-established concession agreements, providing an essential service to some of the world's most densely populated areas.

The Fund holds positions in several North American energy pipeline stocks. Despite improving fundamentals and a back-to-basics approach focused on sensible growth expectations, the sector remains out of favour. This has provided an opportunity for the Fund to build positions in companies that own unique and long life energy infrastructure networks, and which have traded down to appealing valuation multiples.

The Fund is also overweight Railroads. Japanese passenger rail companies such as East Japan Railway and Central Japan Railway run large-scale rail networks with stable customer volumes. These companies were somewhat overlooked as investors focused on higher beta areas of the market in 2017. They are now trading at attractive levels, while a healthy economic backdrop offers the potential for earnings upgrades.

On a more cautious note, the Fund remains underweight airports and some US utilities, which continue to trade at valuations that we find difficult to justify based on company fundamentals.

Disclaimer

This document is prepared by First State Investments (Singapore) ("FSI") (Co. Reg No. 196900420D.) whose views and opinions expressed or implied in the document are subject to change without notice. FSI accepts no liability whatsoever for any loss, whether direct or indirect, arising from any use of or reliance on this document. This document is published for general information and general circulation only and does not have any regard to the specific investment objectives, financial situation and particular needs of any specific person who may receive this document. Investors may wish to seek advice from a financial adviser and should read the Prospectus, available from First State Investments (Singapore) or any of our Distributors before deciding to subscribe for the Fund. In the event that the investor chooses not to seek advice from a financial adviser, he should consider carefully whether the Fund in question is suitable for him. Past performance of the Fund or the Manager, and any economic and market trends or forecast, are not indicative of the future or likely performance of the Fund or the Manager. The value of units in the Fund, and any income accruing to the units from the Fund, may fall as well as rise. Investors should note that their investment is exposed to fluctuations in exchange rates if the base currency of the Fund and/or underlying investment is different from the currency of your investment. Units are not available to US persons. Applications for units of the Fund must be made on the application forms accompanying the prospectus. Investments in unit trusts are not obligations of, deposits in, or guaranteed or insured by First State Investments (Singapore), and are subject to risks, including the possible loss of the principal amount invested.

Reference to specific securities (if any) is included for the purpose of illustration only and should not be construed as a recommendation to buy or sell the same. All securities mentioned herein may or may not form part of the holdings of First State Investments' portfolios at a certain point in time, and the holdings may change over time. In the event of discrepancies between the marketing materials and the Prospectus, the Prospectus shall prevail. First State Investments (registration number 53236800B) is a business division of First State Investments (Singapore).

Commonwealth Bank of Australia (the "Bank") and its subsidiaries are not responsible for any statement or information contained in this document. Neither the Bank nor any of its subsidiaries guarantee the performance of any investment or entity referred to in this document or the repayment of capital. Any investments referred to are not deposits or other liabilities of the Bank or its subsidiaries, and are subject to investment risk, including loss of income and capital invested.